



Emissions Summary for Uruguay

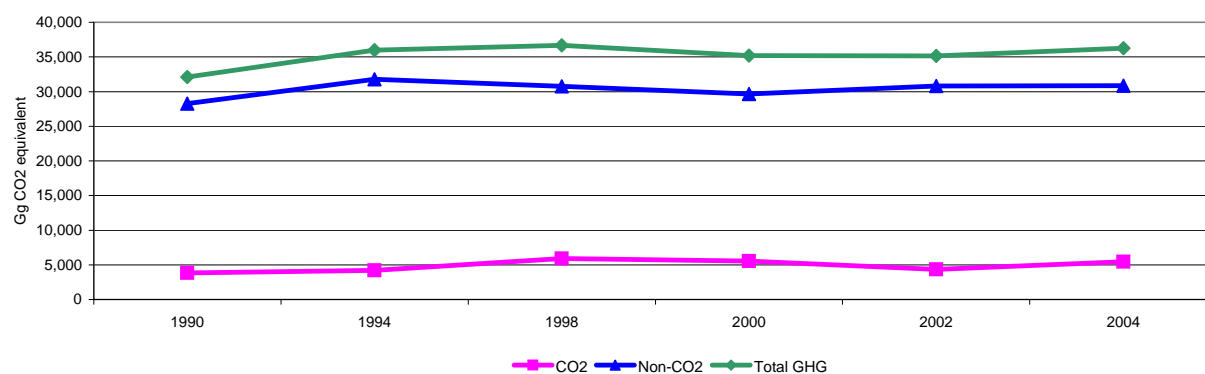
	Emissions, in Gg CO ₂ equivalent		
	1990	2000	Latest available year (2004)
CO ₂ emissions without LUCF	3,846.9	5,536.9	5,439.8
CO ₂ net emissions/removals by LUCF	-2,895.2	-6,914.7	-10,348.8
CO ₂ net emissions/removals with LUCF	951.7	-1,377.7	-4,909.0
GHG emissions without LUCF	32,104.9	35,202.3	36,278.4
GHG net emissions/removals by LUCF	-2,895.2	-6,914.7	-10,348.8
GHG net emissions/removals with LUCF	29,209.7	28,287.7	25,929.5

	Changes in emissions, in per cent		
	From 1990 to 2000	From 2000 to latest available year (2004)	From 1990 to latest available year (2004)
CO ₂ emissions without LUCF	43.9	-1.8	41.4
CO ₂ net emissions/removals by LUCF	138.8	49.7	257.5
CO ₂ net emissions/removals with LUCF	--	256.3	--
GHG emissions without LUCF	9.6	3.1	13.0
GHG net emissions/removals by LUCF	138.8	49.7	257.5
GHG net emissions/removals with LUCF	-3.2	-8.3	-11.2

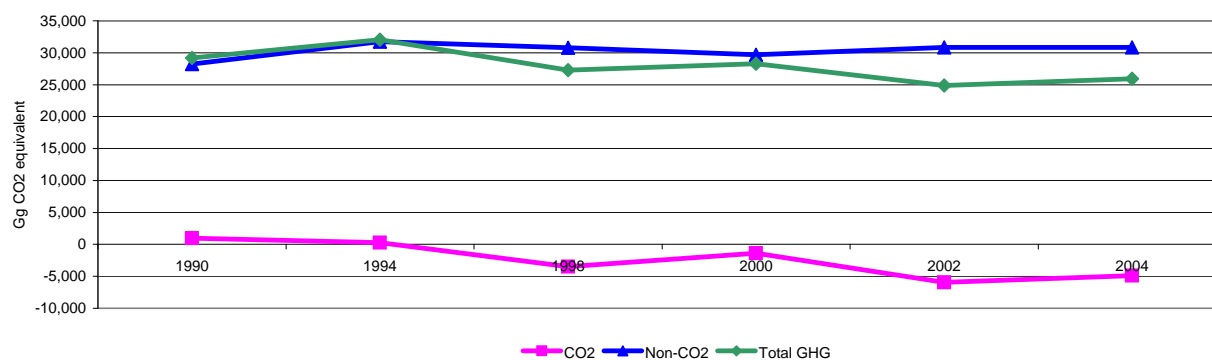
	Average annual growth rates, in per cent per year		
	From 1990 to 2000	From 2000 to latest available year (2004)	From 1990 to latest available year (2004)
CO ₂ emissions without LUCF	3.7	-0.4	2.5
CO ₂ net emissions/removals by LUCF	9.1	10.6	9.5
CO ₂ net emissions/removals with LUCF	--	37.4	--
GHG emissions without LUCF	0.9	0.8	0.9
GHG net emissions/removals by LUCF	9.1	10.6	9.5
GHG net emissions/removals with LUCF	-0.3	-2.2	-0.8

Total GHG emissions, without and with LUCF

GHG emissions (without LUCF)

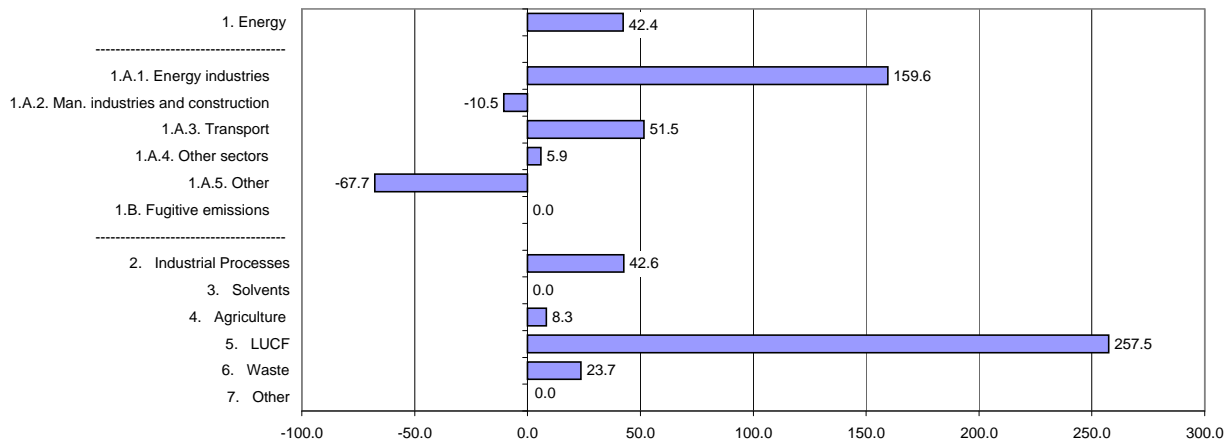


GHG emissions (with LUCF)



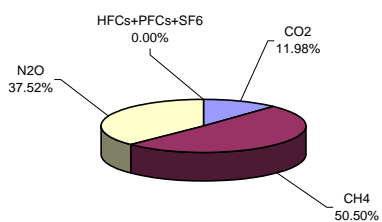


Change in GHG emissions/removals from 1990 to 2004, %

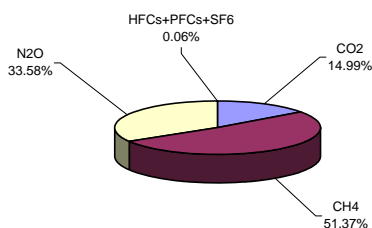


GHG emissions by gas

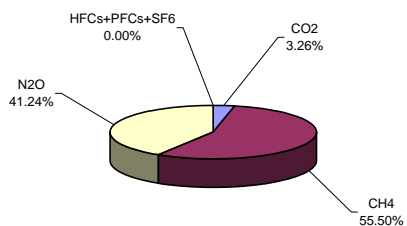
1990 (without LUCF)



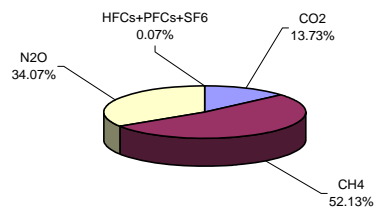
2004 (without LUCF)



1990 (with LUCF)

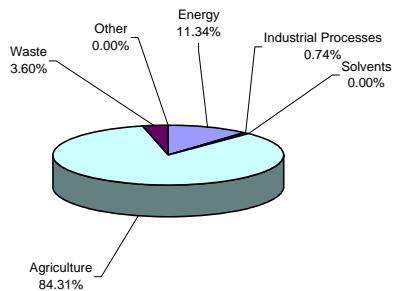


2004 (with LUCF)

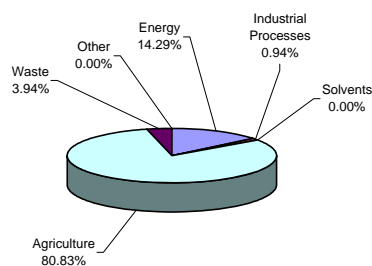


GHG emissions by sector (without LUCF)

1990



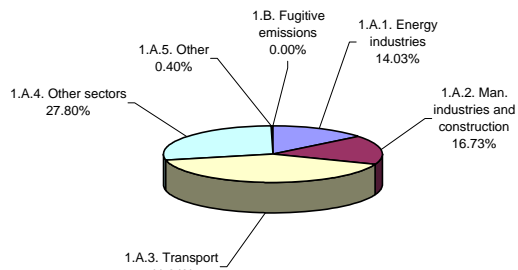
2004



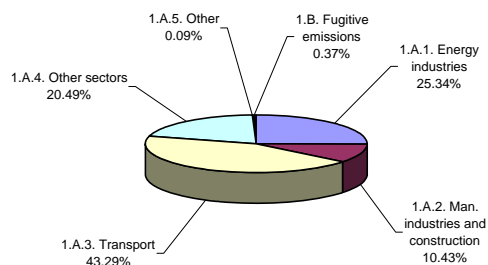


Breakdown of GHG emissions within the energy sector

1990



2004

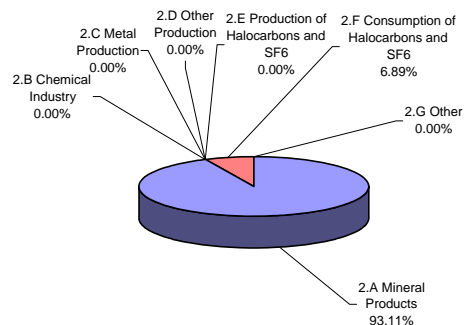


Breakdown of GHG emissions within the industrial processes sector

1990

NO DATA

2004

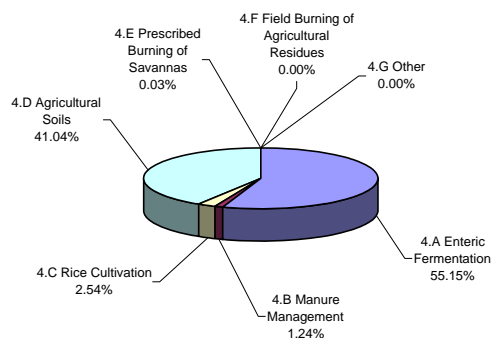


Breakdown of GHG emissions within the agriculture sector

1990

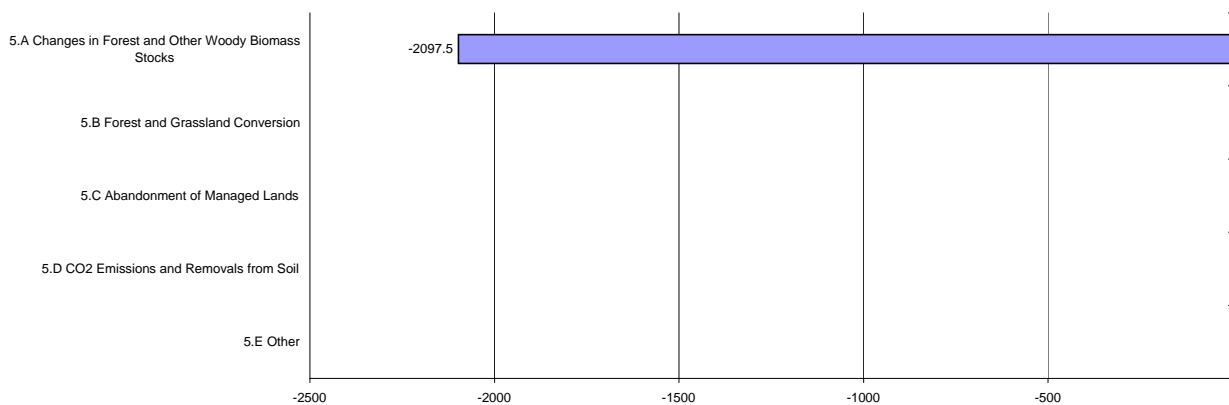
NO DATA

2004

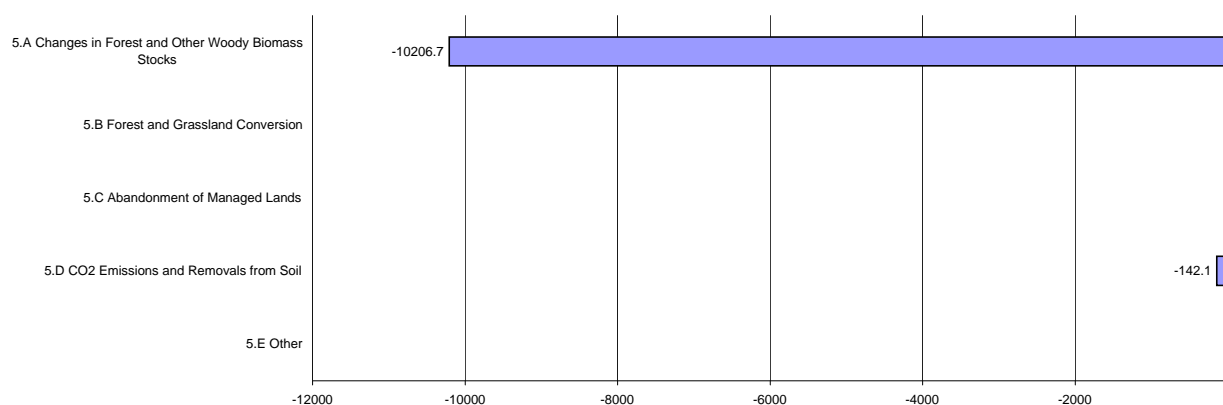




Breakdown of GHG emissions/removals within the LUCF sector, (Gg CO₂ equivalent)
1990

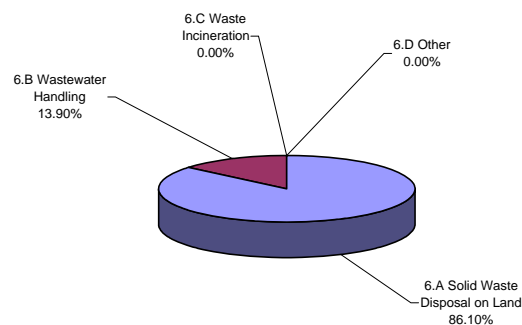


2004



Breakdown of GHG emissions within the waste sector

1990



2004

