



Emissions Summary for Eritrea

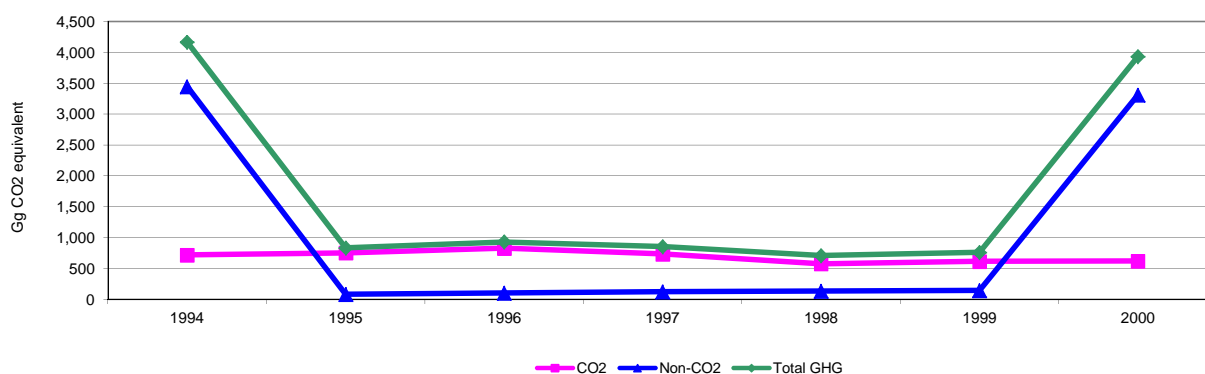
	Emissions, in Gg CO ₂ equivalent		
	1994	1997	Latest available year (2000)
CO ₂ emissions without LUCF	719.8	732.3	621.0
CO ₂ net emissions/removals by LUCF	1,676.3		8,205.0
CO ₂ net emissions/removals with LUCF	2,396.1	732.3	8,826.0
GHG emissions without LUCF	4,167.7	855.1	3,934.0
GHG net emissions/removals by LUCF	1,676.3		8,289.0
GHG net emissions/removals with LUCF	5,844.0	855.1	12,223.0

	Changes in emissions, in per cent		
	From 1994 to 1997	From 1997 to latest available year (2000)	From 1994 to latest available year (2000)
CO ₂ emissions without LUCF	1.7	-15.2	-13.7
CO ₂ net emissions/removals by LUCF	--	--	389.5
CO ₂ net emissions/removals with LUCF	-69.4	1,105.3	268.4
GHG emissions without LUCF	-79.5	360.1	-5.6
GHG net emissions/removals by LUCF	--	--	394.5
GHG net emissions/removals with LUCF	-85.4	1,329.4	109.2

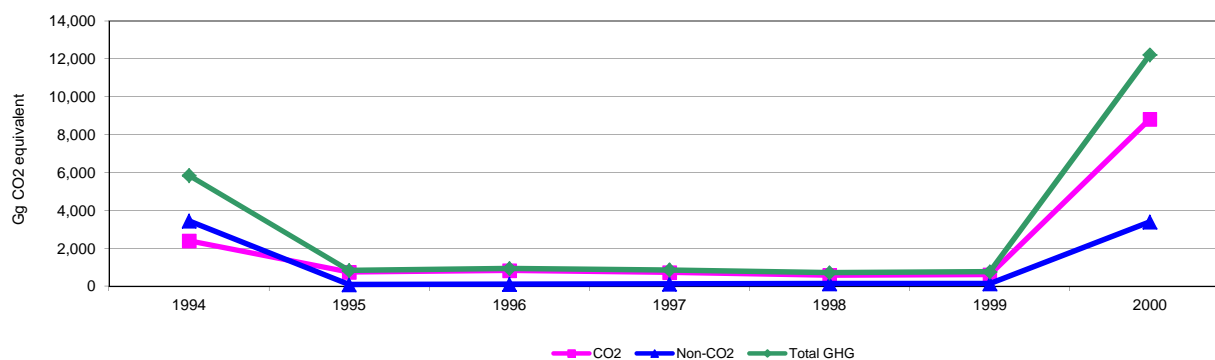
	Average annual growth rates, in per cent per year		
	From 1994 to 1997	From 1997 to latest available year (2000)	From 1994 to latest available year (2000)
CO ₂ emissions without LUCF	0.6	-5.3	-2.4
CO ₂ net emissions/removals by LUCF	--	--	30.3
CO ₂ net emissions/removals with LUCF	-32.6	129.3	24.3
GHG emissions without LUCF	-41.0	66.3	-1.0
GHG net emissions/removals by LUCF	--	--	30.5
GHG net emissions/removals with LUCF	-47.3	142.7	13.1

Total GHG emissions, without and with LUCF

GHG emissions (without LUCF)

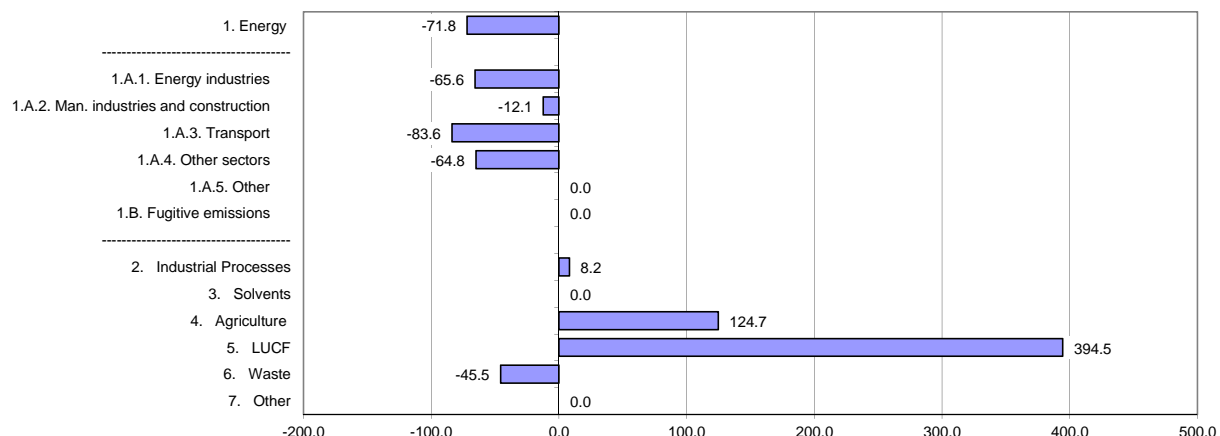


GHG emissions (with LUCF)



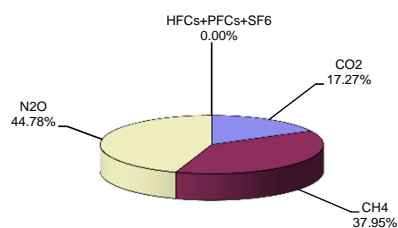


Change in GHG emissions/removals from 1994 to 2000, %

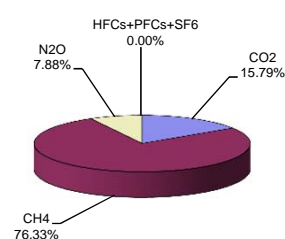


GHG emissions by gas

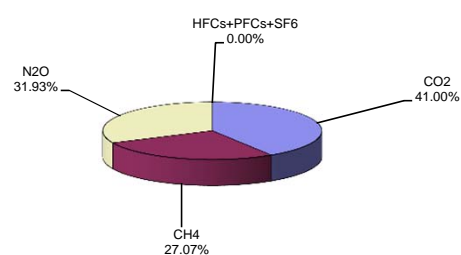
1994 (without LUCF)



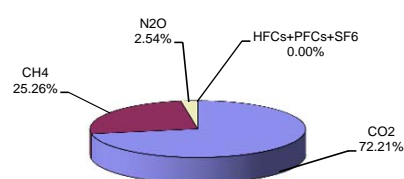
2000 (without LUCF)



1994 (with LUCF)

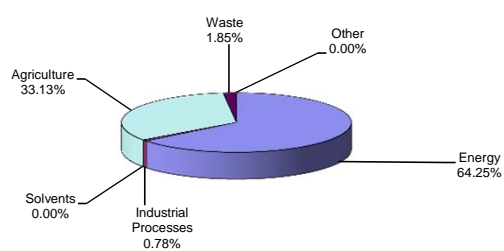


2000 (with LUCF)

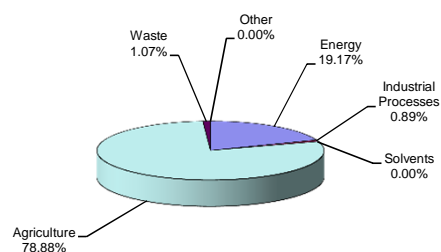


GHG emissions by sector (without LUCF)

1994



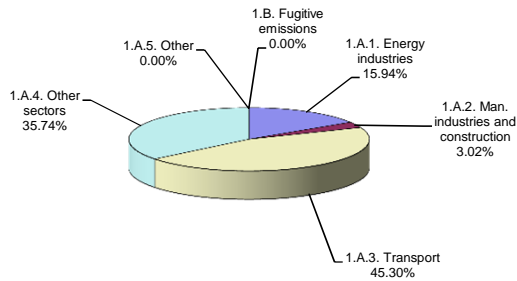
2000



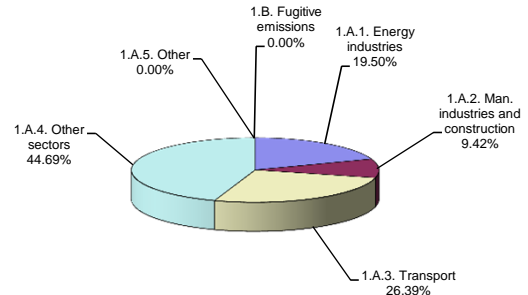


Breakdown of GHG emissions within the energy sector

1994

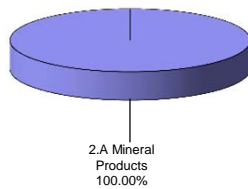


2000

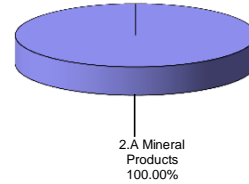


Breakdown of GHG emissions within the industrial processes sector

1994

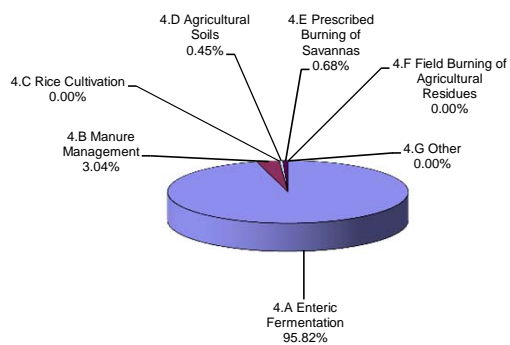


2000

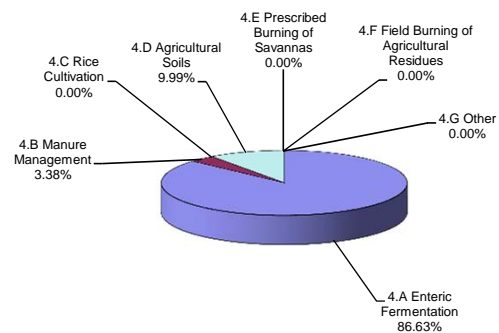


Breakdown of GHG emissions within the agriculture sector

1994

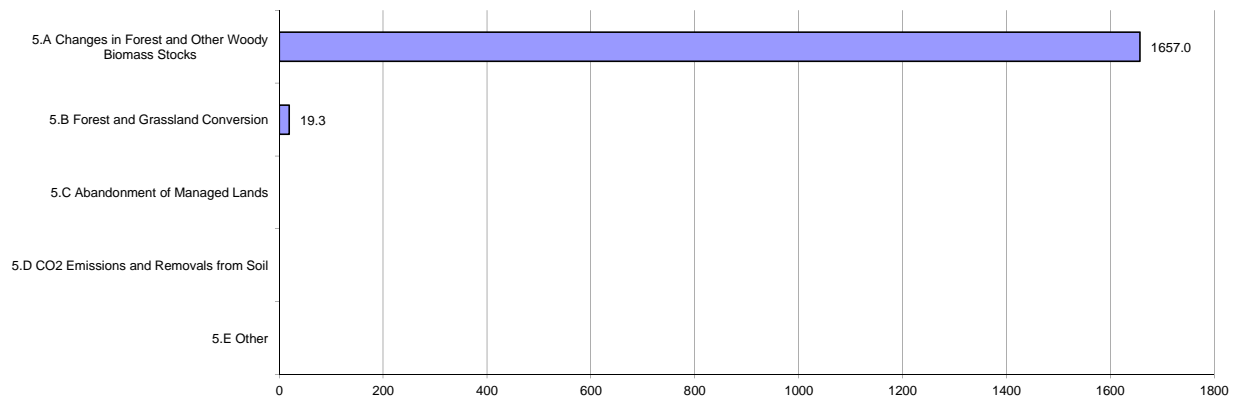


2000

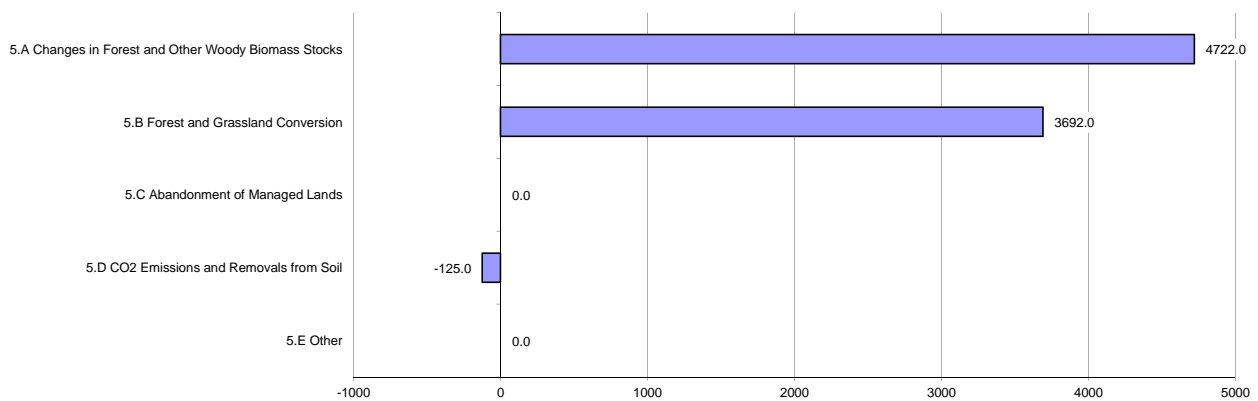




Breakdown of GHG emissions/removals within the LUCF sector, (Gg CO₂ equivalent)
1994

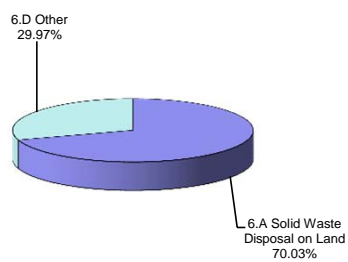


2000



Breakdown of GHG emissions within the waste sector

1994



2000



