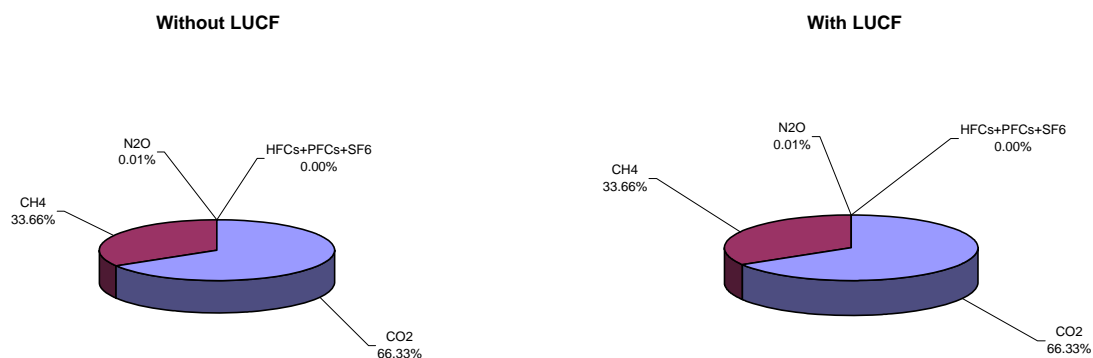




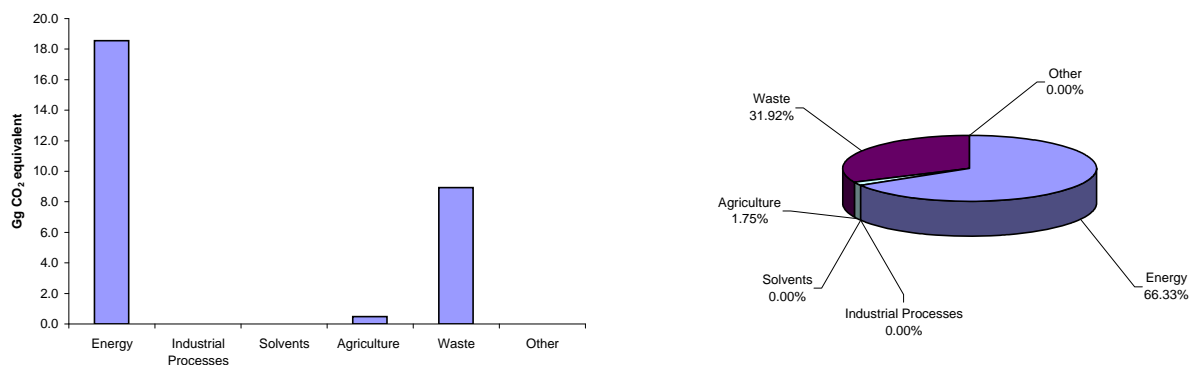
## Emissions Summary for Kiribati

	Emissions, in Gg CO <sub>2</sub> equivalent		
	1994		Latest available year (1994)
CO <sub>2</sub> emissions without LUCF	18.6		18.6
CO <sub>2</sub> net emissions/removals by LUCF			
CO <sub>2</sub> net emissions/removals with LUCF	18.6		18.6
GHG emissions without LUCF	28.0		28.0
GHG net emissions/removals by LUCF			
GHG net emissions/removals with LUCF	28.0		28.0

GHG emissions by gas for 1994

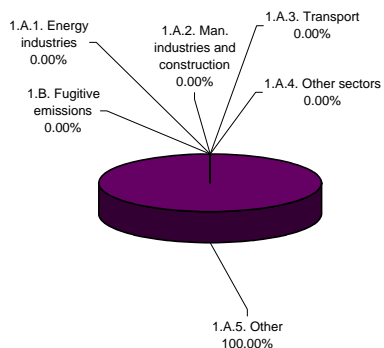


GHG emissions by sector (without LUCF) for 1994






Breakdown of GHG emissions within the energy sector, 1994



Breakdown of GHG emissions within the industrial processes, 1994

NO DATA

Breakdown of GHG emissions in the agriculture sector, 1994



Breakdown of GHG emissions/removals within the LUCF sector, (Gg CO2 equivalent), 1994

NO DATA

Breakdown of GHG emissions within the waste sector, 1994

