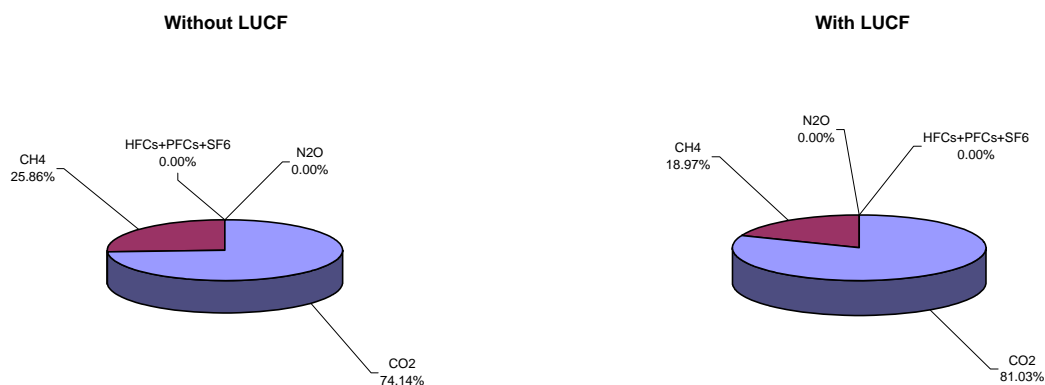




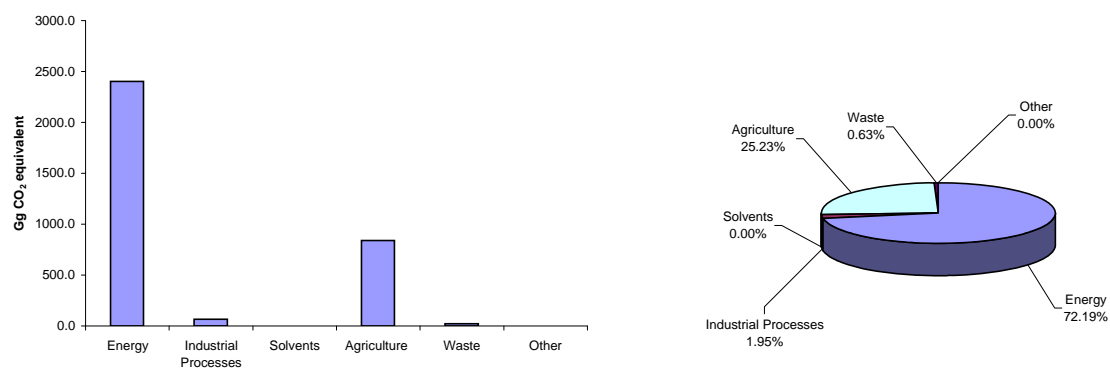
Emissions Summary for Suriname

	Emissions, in Gg CO ₂ equivalent		
	2003		Latest available year (2003)
CO ₂ emissions without LUCF	2,469.0		2,469.0
CO ₂ net emissions/removals by LUCF	1,477.7		1,477.7
CO ₂ net emissions/removals with LUCF	3,946.7		3,946.7
GHG emissions without LUCF	3,330.0		3,330.0
GHG net emissions/removals by LUCF	1,540.7		1,540.7
GHG net emissions/removals with LUCF	4,870.7		4,870.7

GHG emissions by gas for 2003

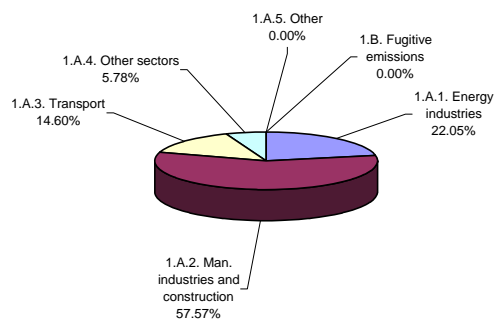


GHG emissions by sector (without LUCF) for 2003

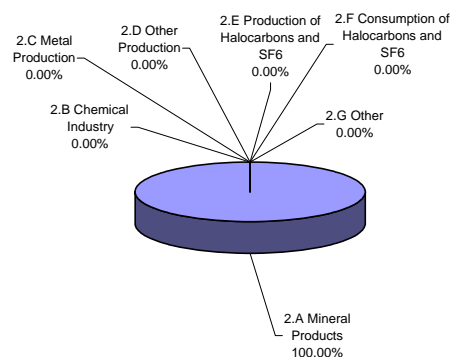




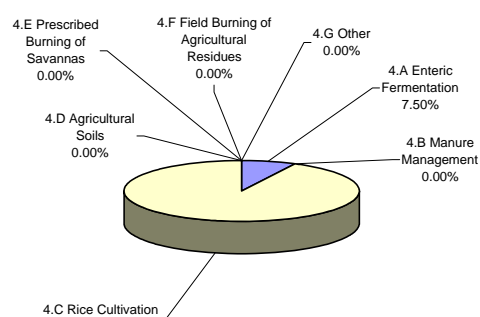
Breakdown of GHG emissions within the energy sector, 2003



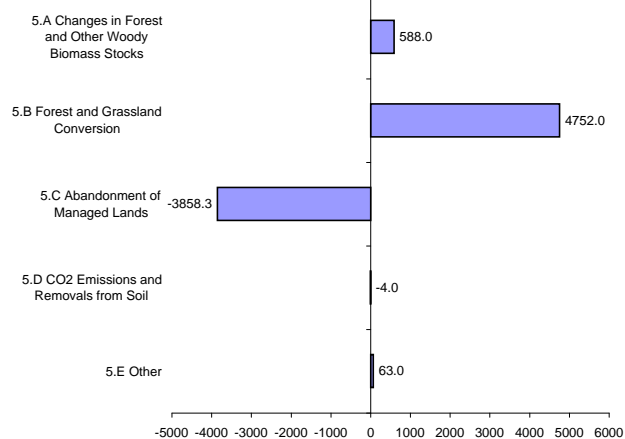
Breakdown of GHG emissions within the industrial processes, 2003



Breakdown of GHG emissions in the agriculture sector, 2003



Breakdown of GHG emissions/removals within the LUCF sector, (Gg CO2 equivalent), 2003



Breakdown of GHG emissions within the waste sector, 2003

