




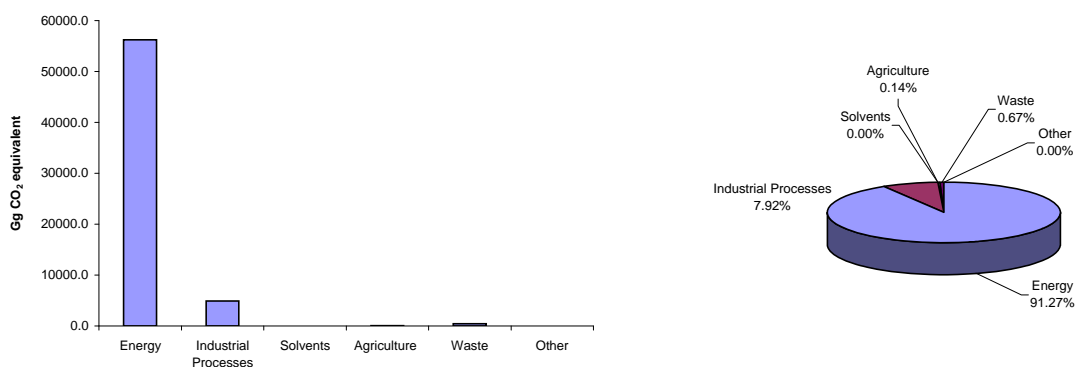
## Emissions Summary for Qatar

	Emissions, in Gg CO <sub>2</sub> equivalent		
	2007		Latest available year (2007)
CO <sub>2</sub> emissions without LUCF	57,612.0		57,612.0
CO <sub>2</sub> net emissions/removals by LUCF			
CO <sub>2</sub> net emissions/removals with LUCF	57,612.0		57,612.0
GHG emissions without LUCF	61,593.0		61,593.0
GHG net emissions/removals by LUCF			
GHG net emissions/removals with LUCF	61,593.0		61,593.0

GHG emissions by gas for 2007

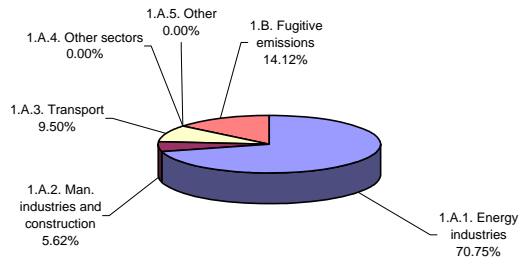


GHG emissions by sector (without LUCF) for 2007

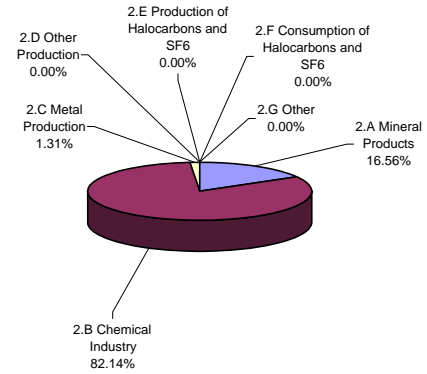




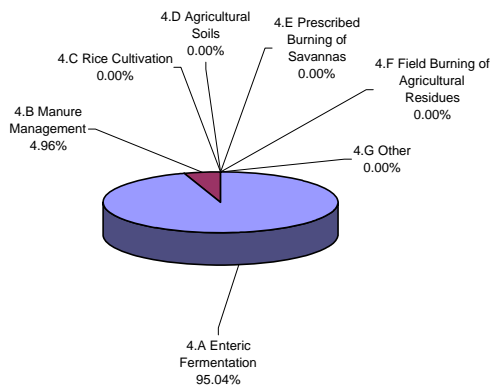
Breakdown of GHG emissions within the energy sector, 2007



Breakdown of GHG emissions within the industrial processes, 2007



Breakdown of GHG emissions in the agriculture sector, 2007



Breakdown of GHG emissions/removals within the LUCF sector, (Gg CO2 equivalent), 2007

NO DATA

Breakdown of GHG emissions within the waste sector, 2007

