



Emissions Summary for Colombia

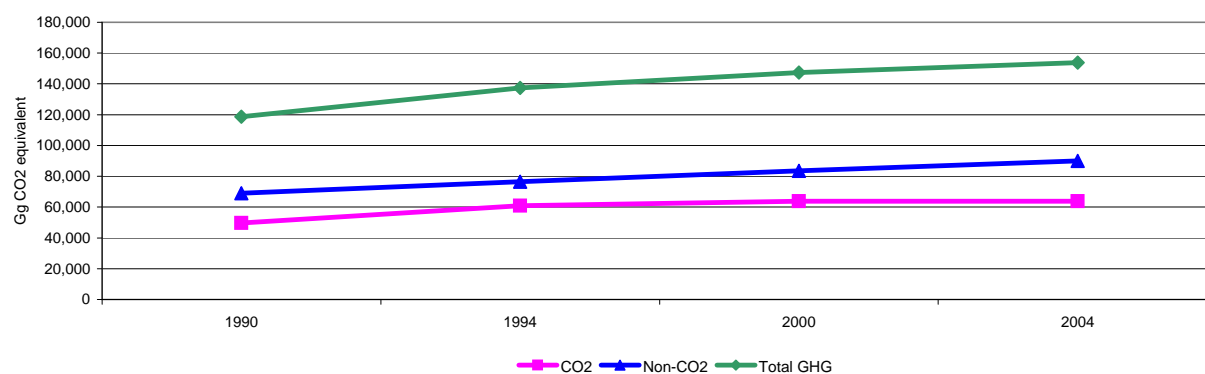
	Emissions, in Gg CO ₂ equivalent		
	1990	2000	Latest available year (2004)
CO ₂ emissions without LUCF	49,706.5	63,813.8	63,907.3
CO ₂ net emissions/removals by LUCF	10,869.1	29,944.9	25,720.6
CO ₂ net emissions/removals with LUCF	60,575.6	93,758.8	89,627.8
GHG emissions without LUCF	118,729.6	147,282.2	153,884.8
GHG net emissions/removals by LUCF	11,195.2	30,238.9	26,014.5
GHG net emissions/removals with LUCF	129,924.8	177,521.1	179,899.3

	Changes in emissions, in per cent		
	From 1990 to 2000	From 2000 to latest available year (2004)	From 1990 to latest available year (2004)
CO ₂ emissions without LUCF	28.4	0.1	28.6
CO ₂ net emissions/removals by LUCF	175.5	-14.1	136.6
CO ₂ net emissions/removals with LUCF	54.8	-4.4	48.0
GHG emissions without LUCF	24.0	4.5	29.6
GHG net emissions/removals by LUCF	170.1	-14.0	132.4
GHG net emissions/removals with LUCF	36.6	1.3	38.5

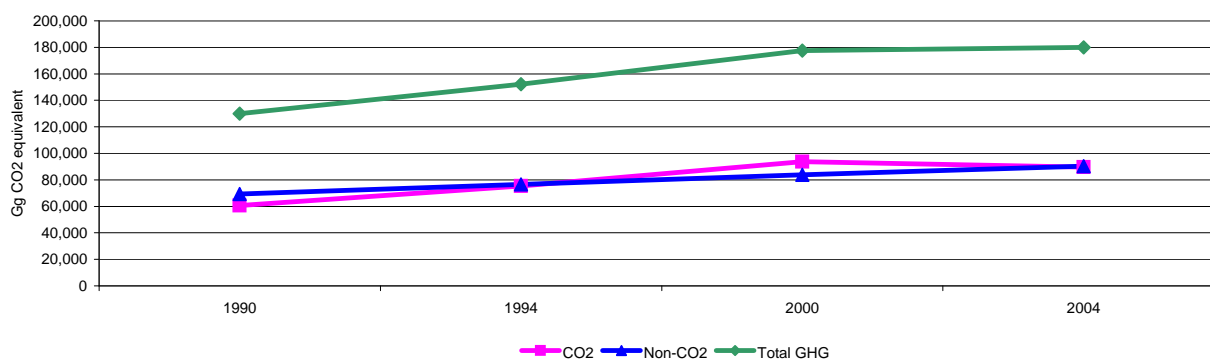
	Average annual growth rates, in per cent per year		
	From 1990 to 2000	From 2000 to latest available year (2004)	From 1990 to latest available year (2004)
CO ₂ emissions without LUCF	2.5	0.0	1.8
CO ₂ net emissions/removals by LUCF	10.7	-3.7	6.3
CO ₂ net emissions/removals with LUCF	4.5	-1.1	2.8
GHG emissions without LUCF	2.2	1.1	1.9
GHG net emissions/removals by LUCF	10.4	-3.7	6.2
GHG net emissions/removals with LUCF	3.2	0.3	2.4

Total GHG emissions, without and with LUCF

GHG emissions (without LUCF)

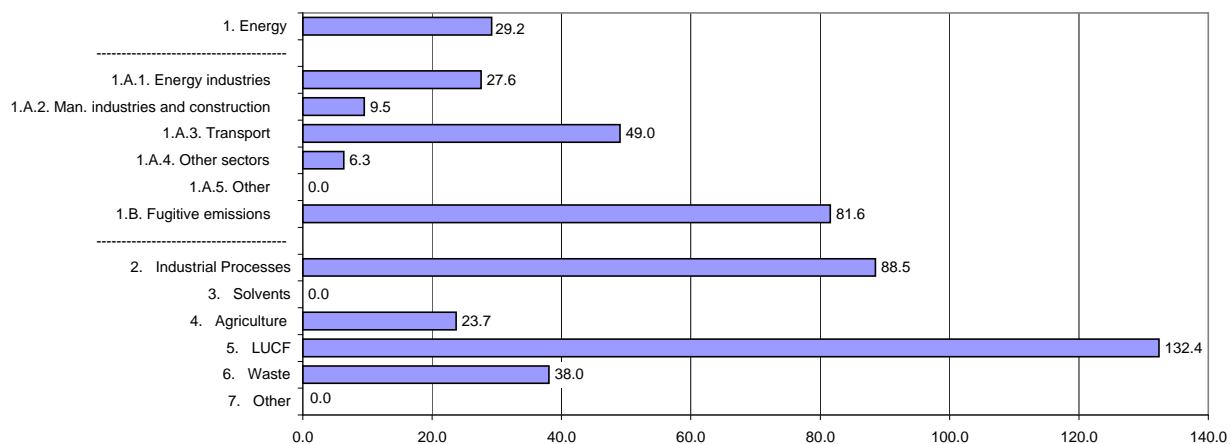


GHG emissions (with LUCF)



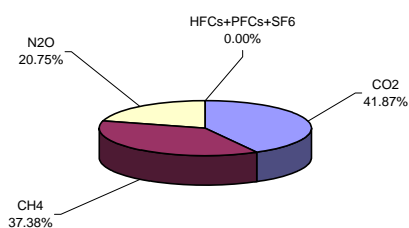


Change in GHG emissions/removals from 1990 to 2004, %

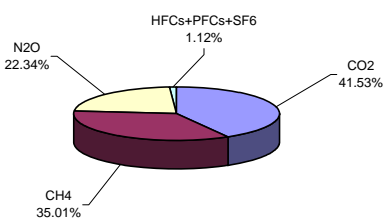


GHG emissions by gas

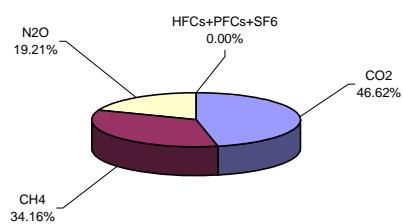
1990 (without LUCF)



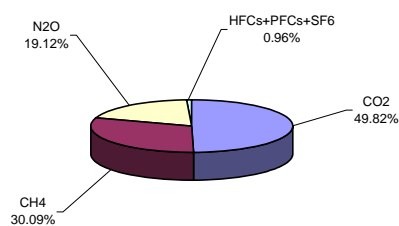
2004 (without LUCF)



1990 (with LUCF)

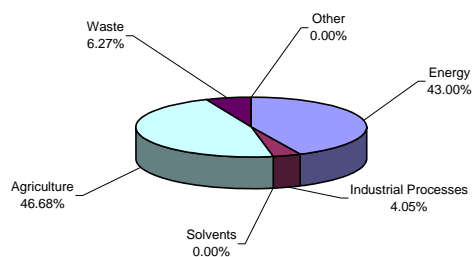


2004 (with LUCF)

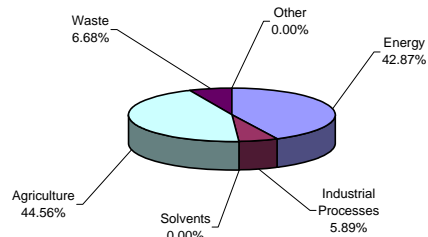


GHG emissions by sector (without LUCF)

1990



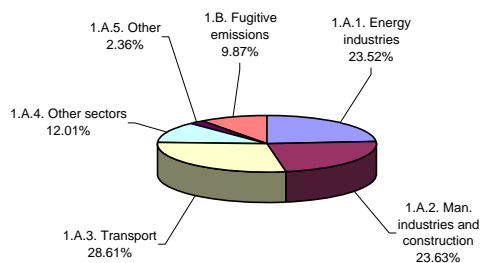
2004



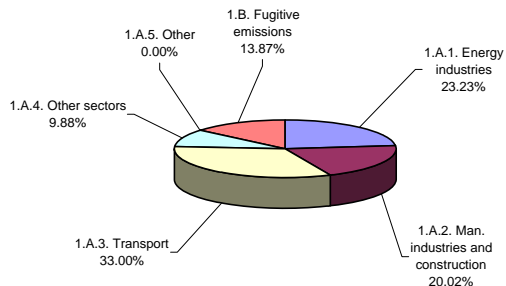


Breakdown of GHG emissions within the energy sector

1990

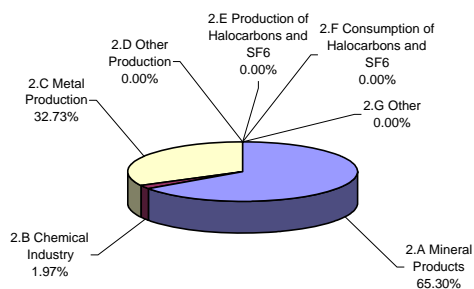


2004

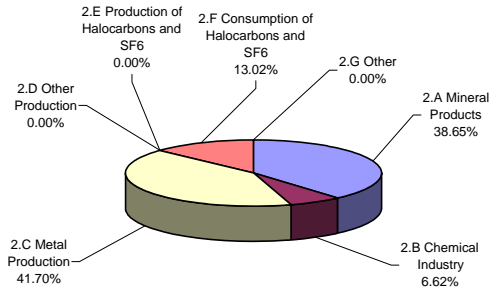


Breakdown of GHG emissions within the industrial processes sector

1990

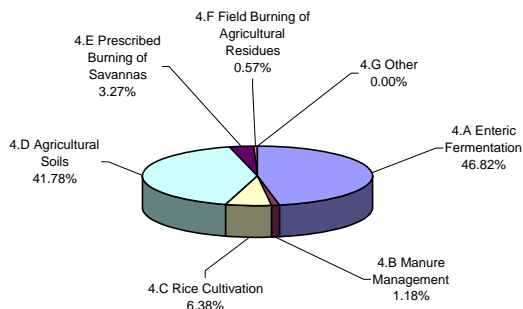


2004

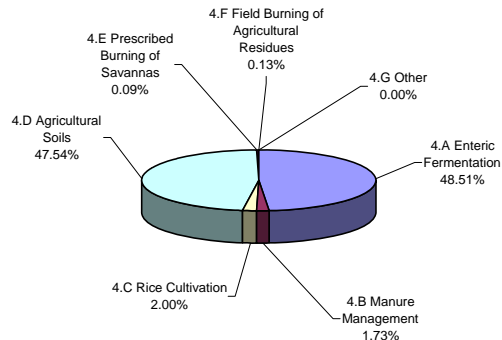


Breakdown of GHG emissions within the agriculture sector

1990

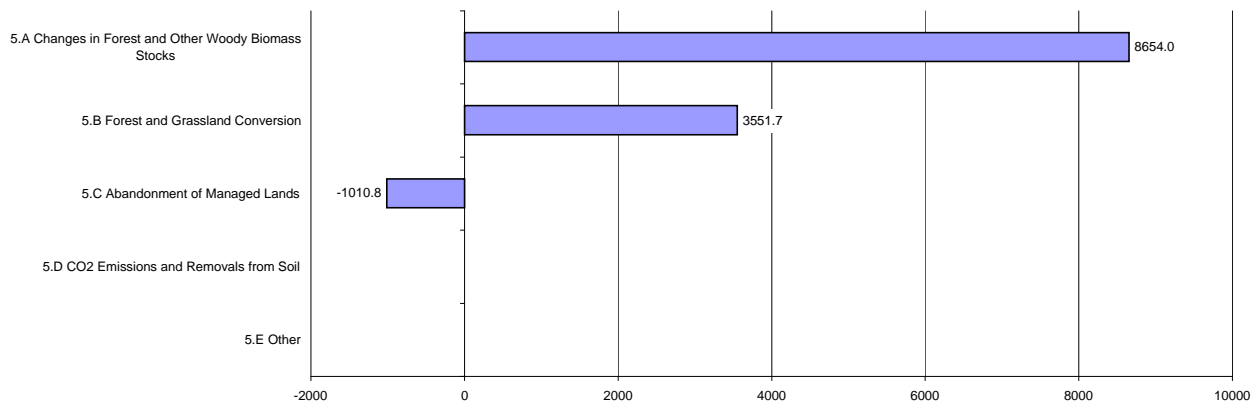


2004

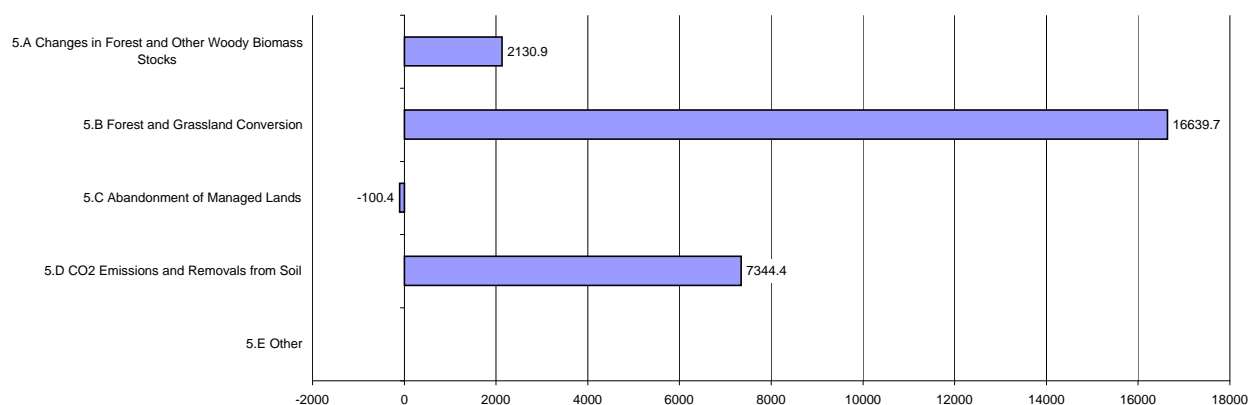




Breakdown of GHG emissions/removals within the LUCF sector, (Gg CO₂ equivalent)
1990

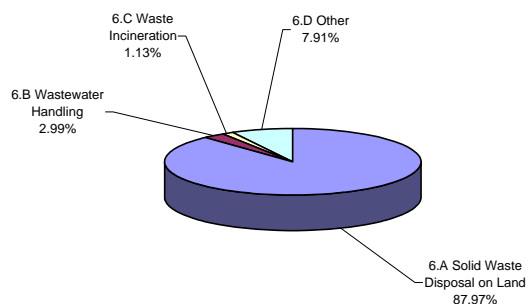


2004



Breakdown of GHG emissions within the waste sector

1990



2004

