

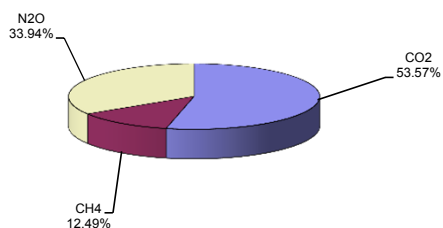


## Emissions Summary for Oman

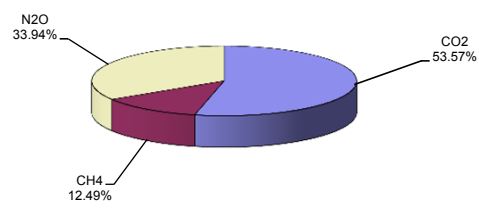
	Emissions, in Gg CO <sub>2</sub> equivalent		
	1994		Latest available year (1994)
CO <sub>2</sub> emissions without LUCF	11,184.4		11,184.4
CO <sub>2</sub> net emissions/removals by LUCF			
CO <sub>2</sub> net emissions/removals with LUCF	11,184.4		11,184.4
GHG emissions without LUCF	20,878.7		20,878.7
GHG net emissions/removals by LUCF			
GHG net emissions/removals with LUCF	20,878.7		20,878.7

### GHG emissions by gas for 1994

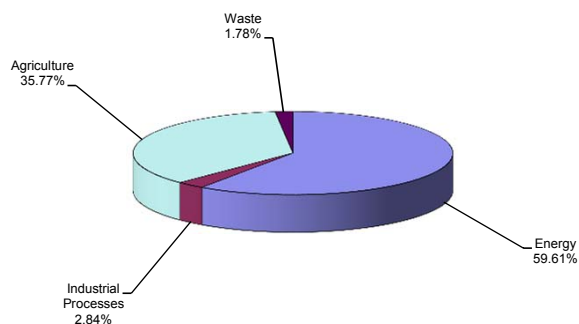
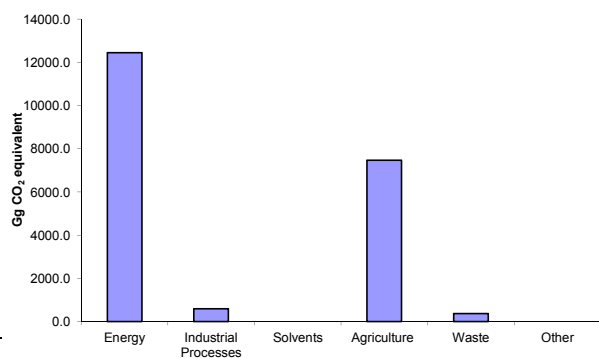
Without LUCF



With LUCF

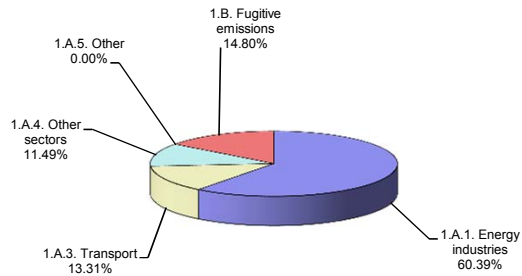


### GHG emissions by sector (without LUCF) for 1994

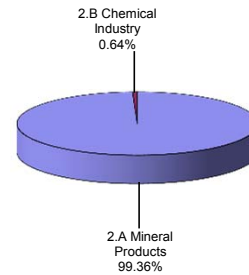




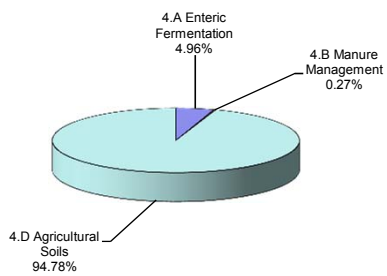
Breakdown of GHG emissions within the energy sector, 1994



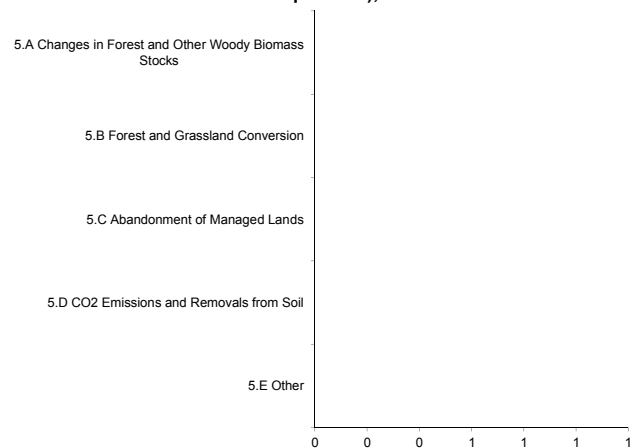
Breakdown of GHG emissions within the industrial processes, 1994



Breakdown of GHG emissions in the agriculture sector, 1994



Breakdown of GHG emissions/removals within the LUCF sector, (Gg CO<sub>2</sub> equivalent), 1994



Breakdown of GHG emissions within the waste sector, 1994

