


MULTILATERAL ASSESSMENT SPAIN



1

EUROPEAN FRAMEWORK

2050 Roadmap and Climate and Energy Package

EU objectives up to 2020

Binding EU **-20% GHG emission reduction** by 2020 compared to 1990.

- -14% EU Obj. 2020 compared to 2005
- Non ETS (Effort Sharing Decision) / ETS (EU Emission Trading System) objectives in 2020 compared to 2005

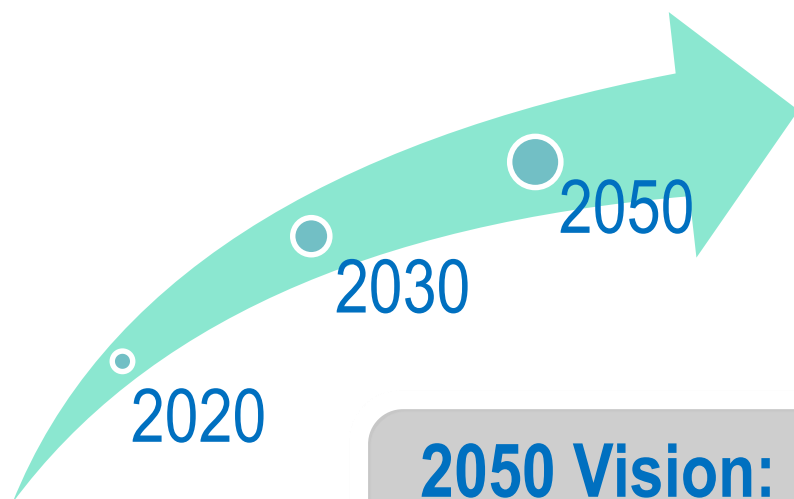
Binding **20% share of renewable energies** in EU gross total final energy consumption combined with national binding targets.

Non-binding **20% energy saving** through more efficient energy use, from transformation to distribution to the final consumer.



EU long term vision

The roadmap for transforming the EU into a competitive, low-carbon economy by 2050 COM (COM (2011) 112 final)



2050 Vision: Low carbon society
EU → 80-95% GHG reductions

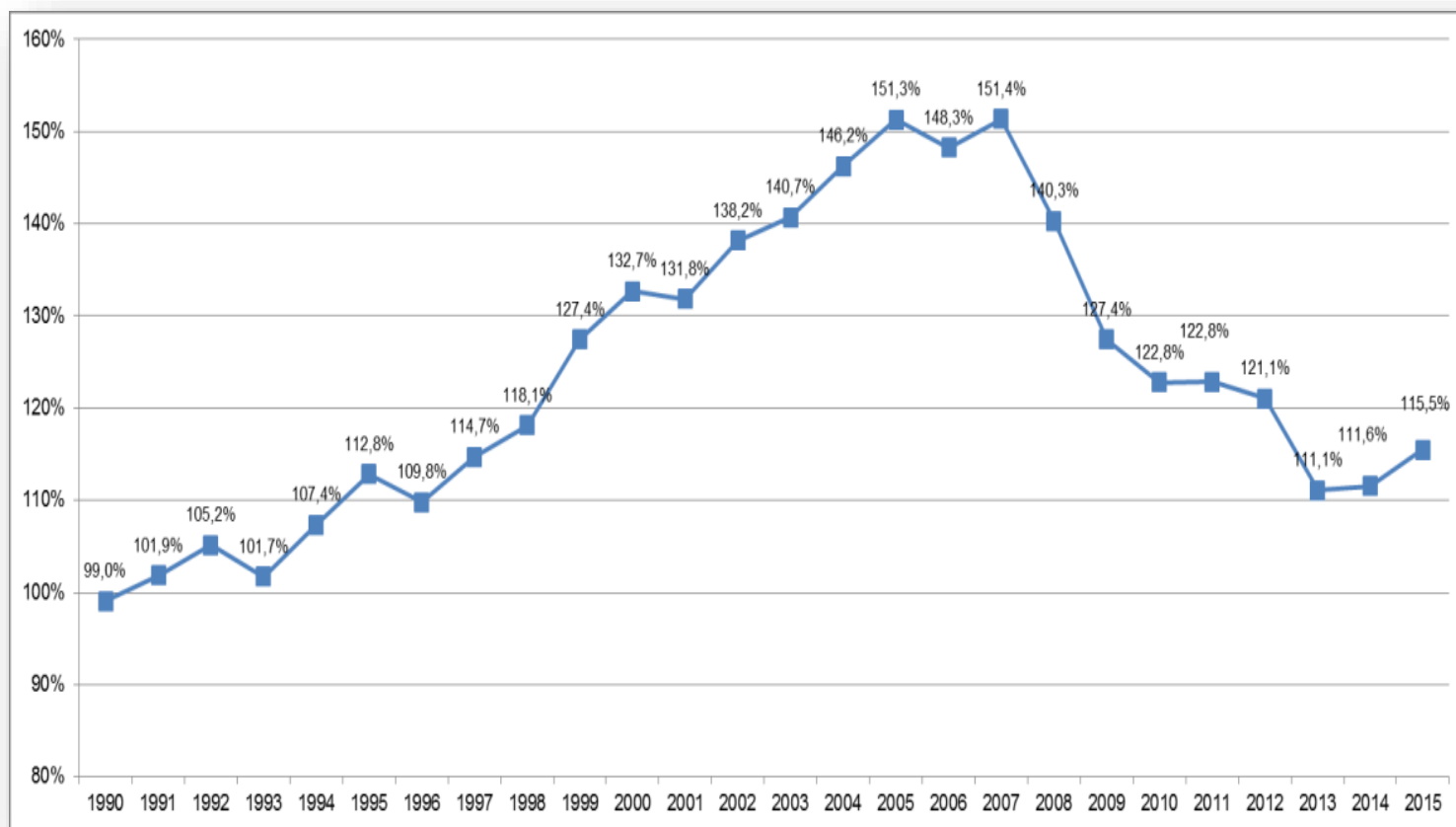


2030: at least 40% domestic reduction in greenhouse gas emissions by 2030 compared to 1990

2

SPANISH CONTEXT

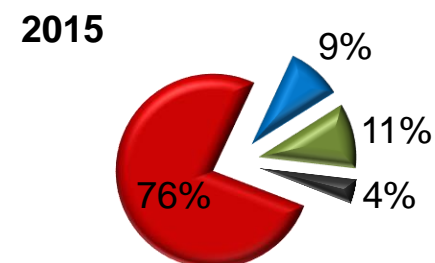
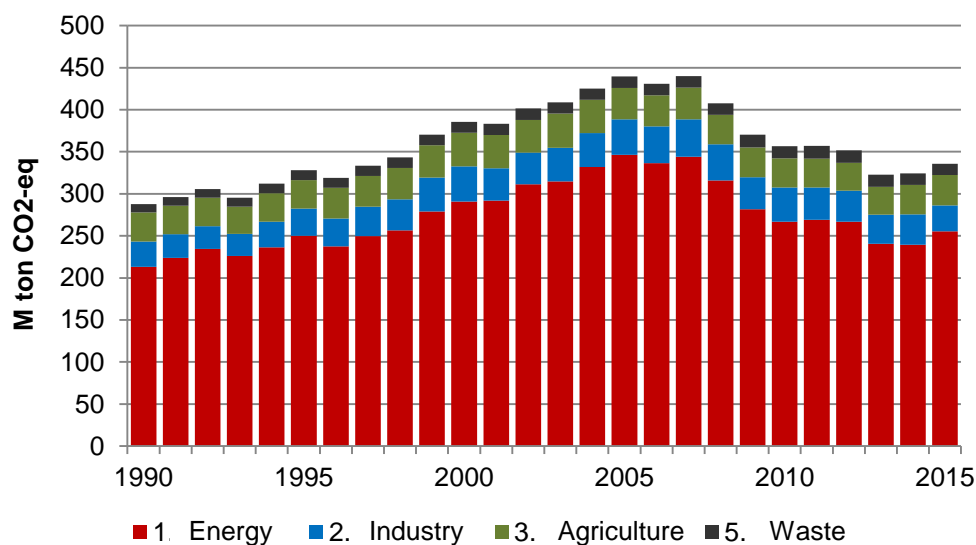
GHG emissions 1990-2015



% GHG from the base year (Spain's inventory report 2017).

Base year: 1990 for CO₂, CH₄, y N₂O, 1995 for HFC, PFC y SF₆.

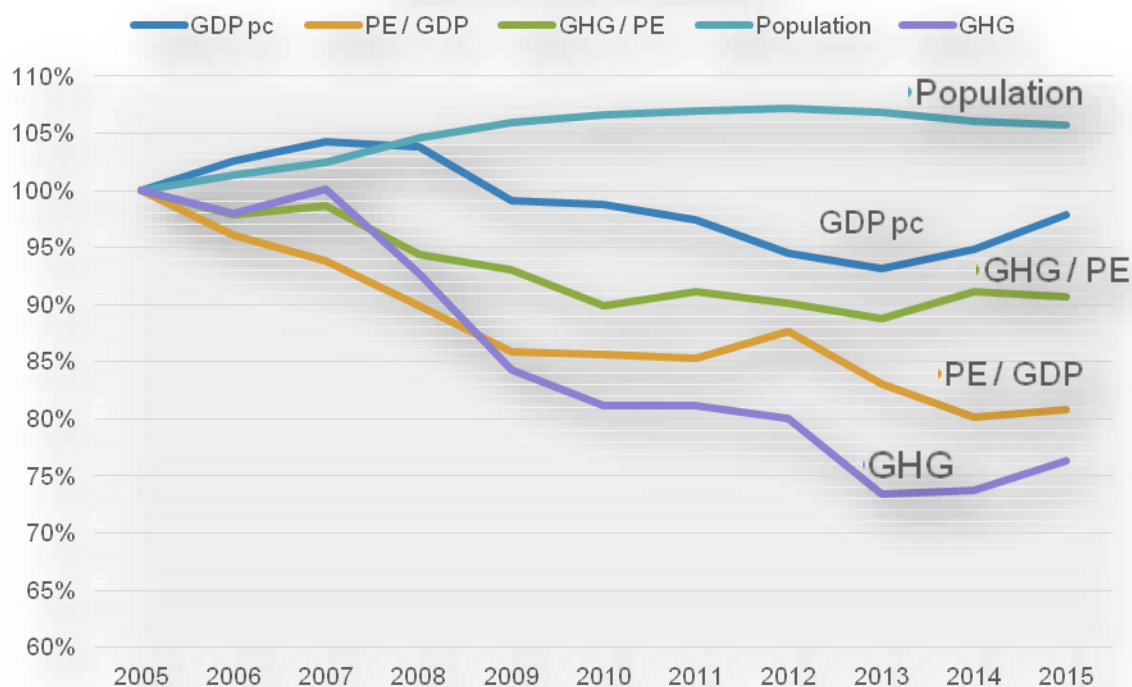
Overview of Spanish GHG emissions by sector



Decoupling between economic growth and GHG emissions

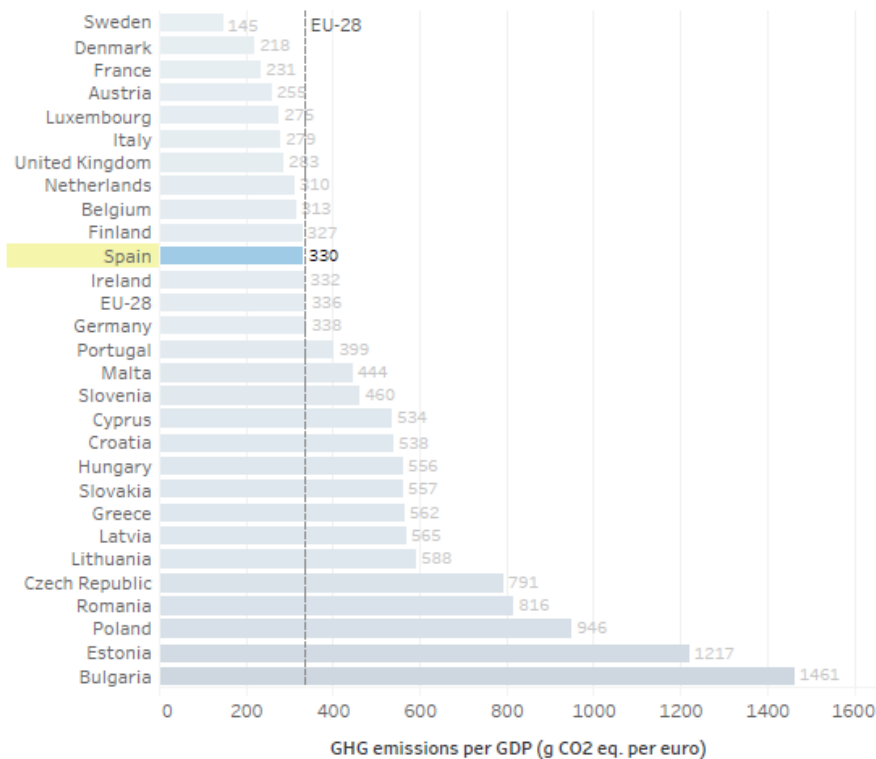
- Since 2005 carbon intensity of the energy decreased 10% and energy intensity of the economy improved 20%
- GDP pc 2015 is 2% lower than 2005 but GHG emissions decreased 23%.

MAIN DRIVERS

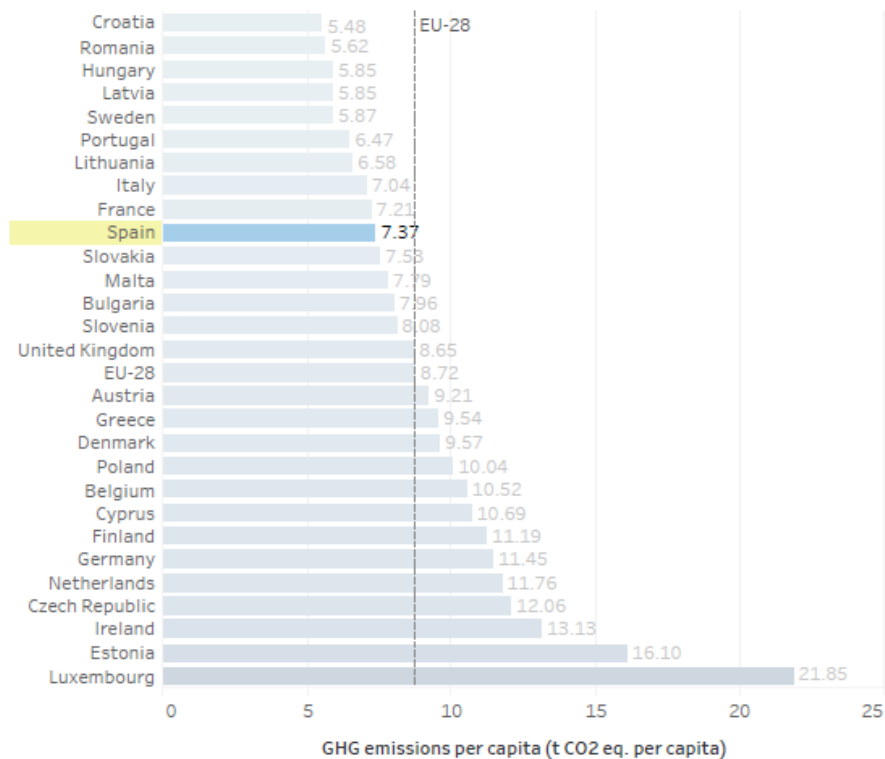


GHG per GDP and per capita (2014)

Greenhouse gas emission intensity of the economy



Greenhouse gas emissions per capita



3

NATIONAL OBJECTIVES

National Objective for 2013-2020

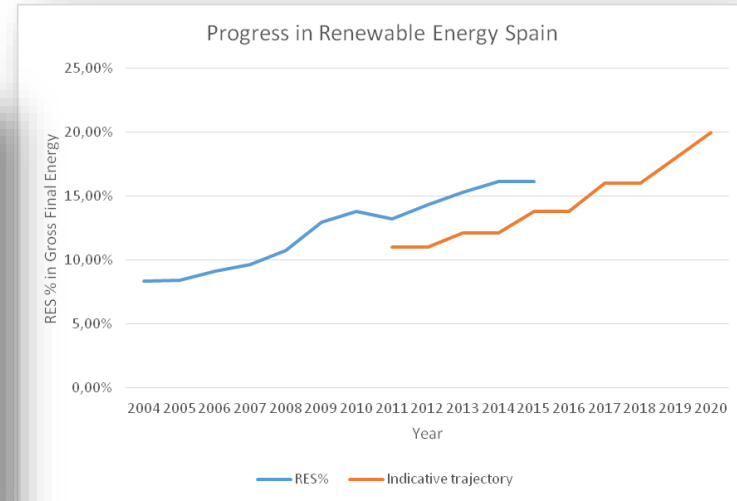
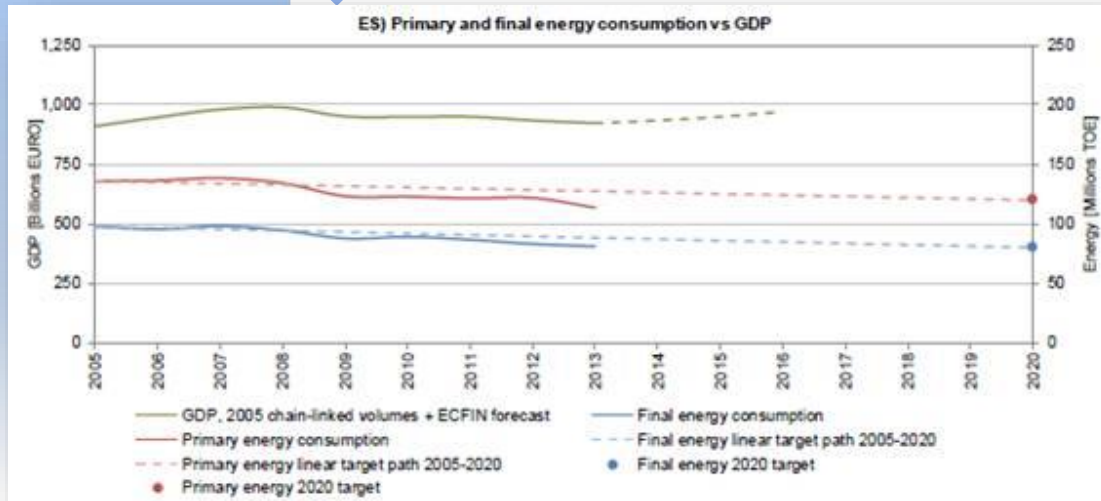
Description of Quantified economy-wide emissions target

- gases
- sectors covered
- GWP

Gases covered	Base year for each gas
CO ₂ , CH ₄ , N ₂ O	1990
HFCs, PFCs, SF ₆	1995
NF ₃	Not applicable
Sectors covered	
Energy	YES
Industrial processes	YES
Solvent use	YES
Agriculture	YES
LULUCF	NO
Waste	YES
GWP	
GWP	4AR

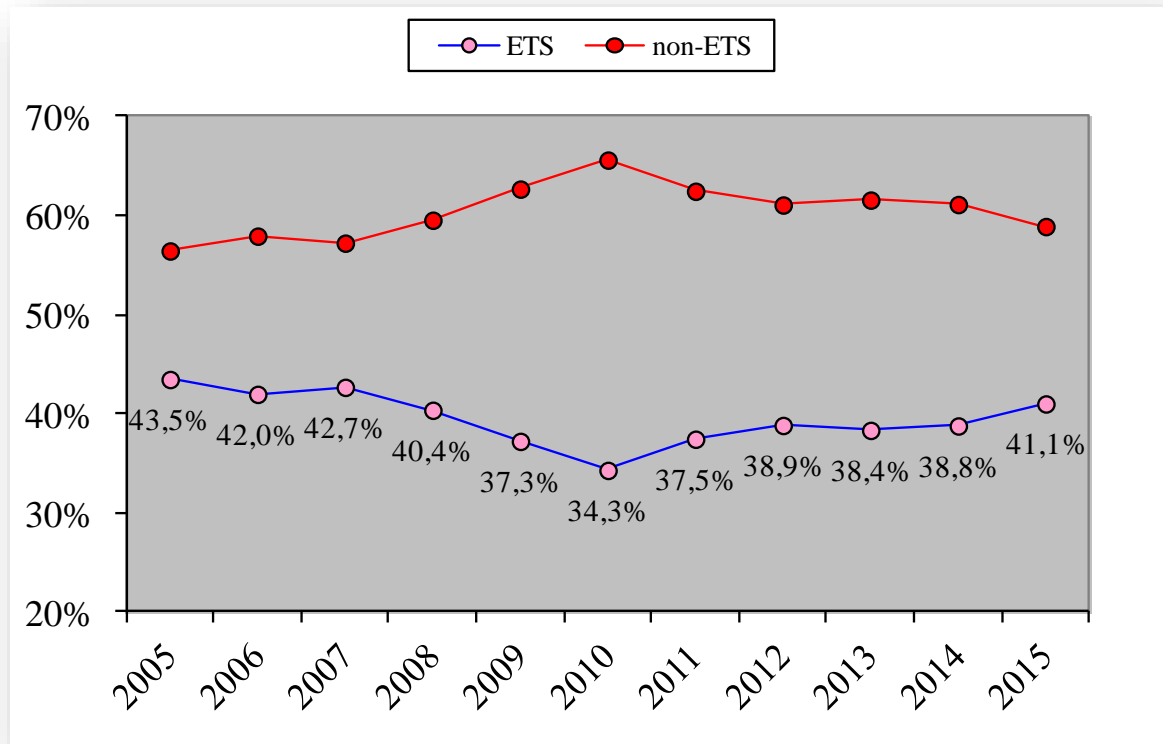
National Commitments

- Implementation ETS
- -10% GHG Non ETS 2020 Vs 2005
- 20% renewable energy 2020 in GFE
- 20% energy efficiency 2020



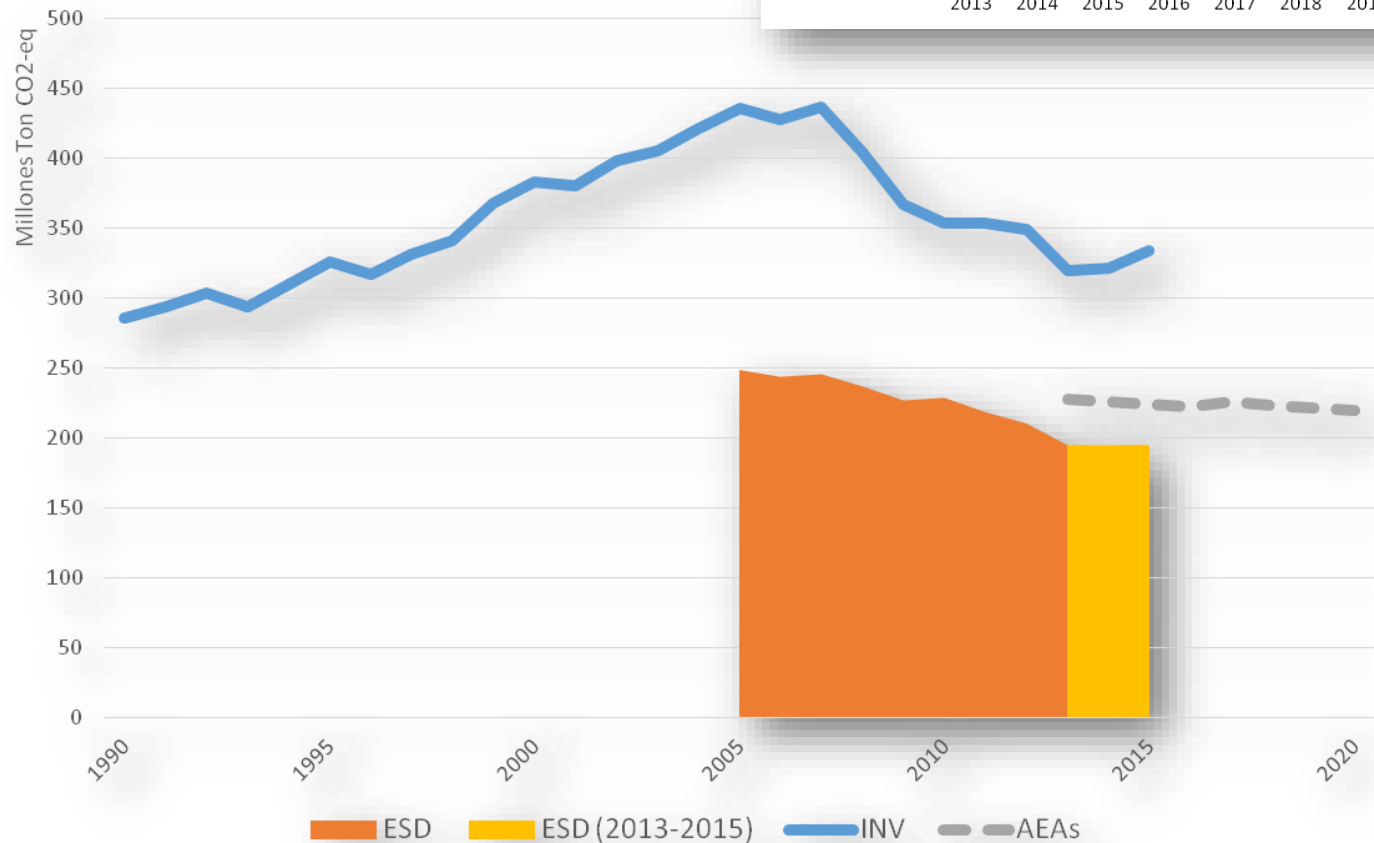
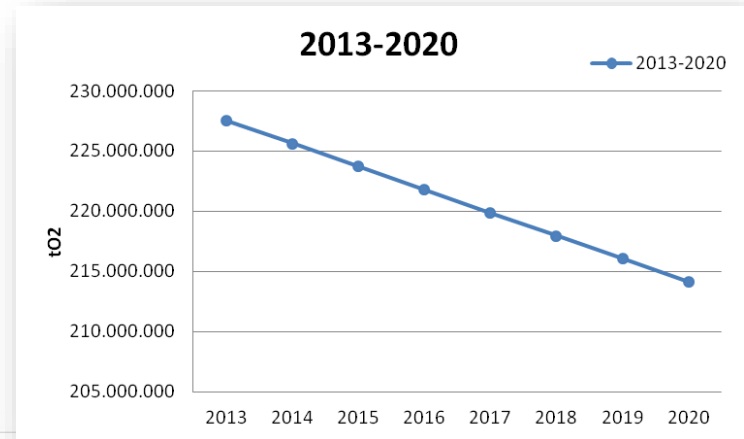
**Spain on track to meet
all its 2020 targets**

Share of ETS and non-ETS emissions in total national GHG

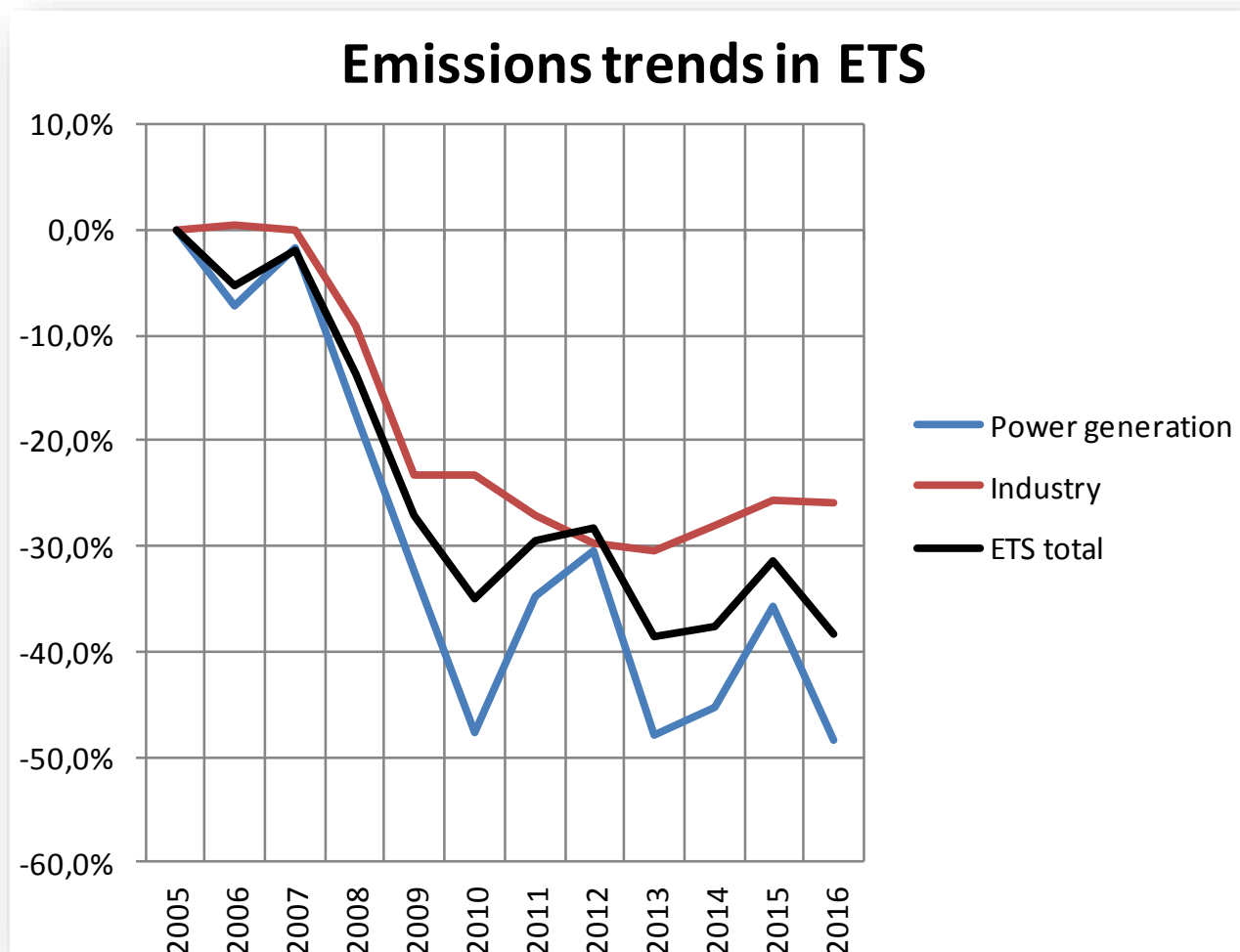


Non ETS emissions vs annual emissions allocations

Spain's annual emissions allocations on non ETS sectors



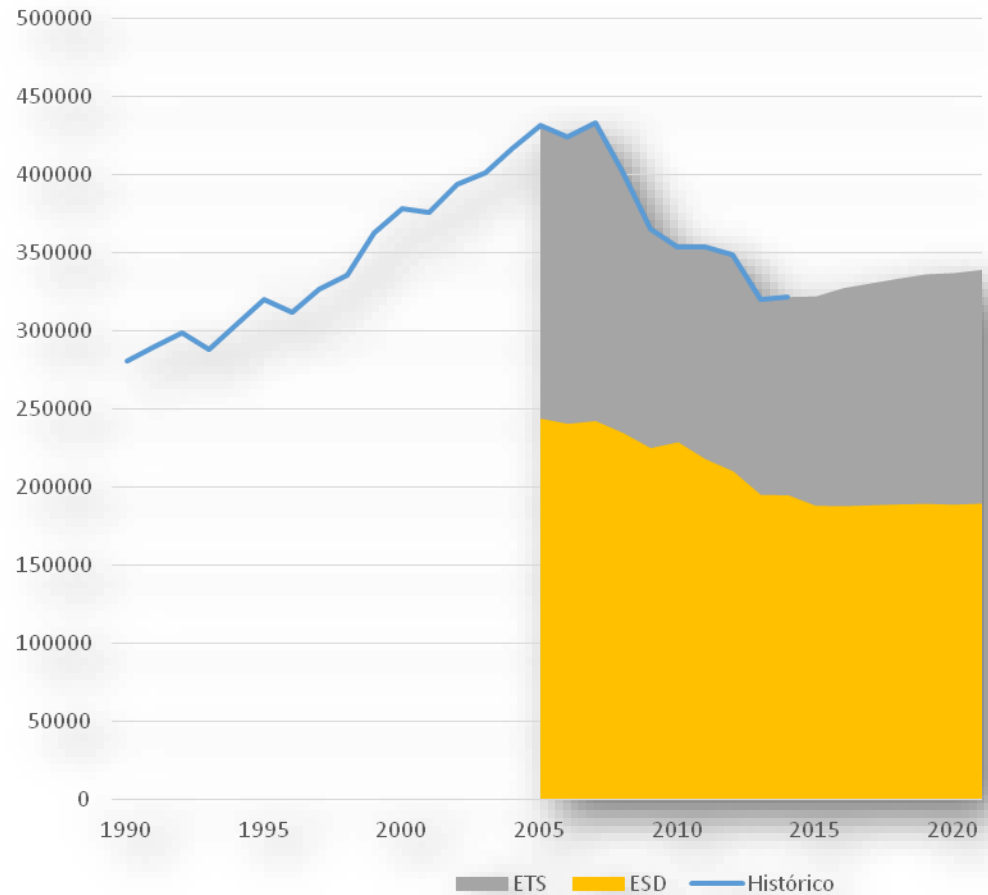
ETS implementation in Spain



4

STRATEGY AND PROJECTIONS

GHG projections



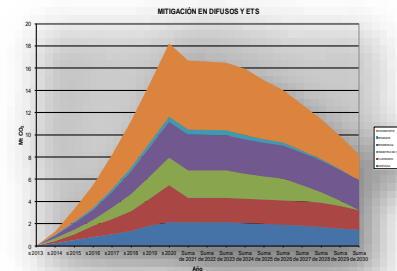
Spain projections 2017 report

http://cdr.eionet.europa.eu/es/eu/mmr/art04-13-14_lcds_pams_projections/projections/envwpjgda/

Process under continuous improvement

2020 strategy

The centerpiece of the strategy: promotion of national measures.



Roadmap 2020 for non ETS sectors reducing 54 MtCO₂ with 43 cost efficient measures

43 measures in detail: mitigation, investment, cost O&M, employment, etc

A model suggest the best mix of measures that meets the objectives in a cost efficient way.

Economic effort, public support, employment and long range mitigation are outputs for the best design of PAMs.

Implementation of the **ETS legislation** (-21% in 2020 ref 2005 in EU)

ETS 3rd phase already being implemented (UE harmonization)

National Adaptation Plan on Climate Change

3rd working program in progress

LULUCF Actions

Some updates on policies and measures

- National waste Plan 2016 – 2022
- National action framework on alternative energies in transport
- Environmental badge on vehicles
- Voluntary agreement on SF6 – electric sector
- 4 x 1000 initiative (carbon soils improvement)
- Operational and rural development programmes – EU Funds (4.500M€ for a low carbon economy objective)
- National Energy Efficiency Fund (665M€ until now on modal shift, eco-efficient driving courses, fleet management, municipal lighting, energetic refurbishment of buildings, etc)
- CLIMA projects: domestic mitigation projects (71M€ until now)
- PIMA Plans (93,3M€ on transport, building, waste sectors)
- Spanish registry of carbon footprint, offsetting and CO2 removal (more than 700 footprints)

New policies and measures under work

EU context

- Proposal for EU ETS phase 4
- Proposal for an Effort Sharing Regulation
- Proposal on integrating LULUCF within the 2030 framework
- Upcoming proposals on revising legislation on energy efficiency and renewable energy
- European strategy for low-emission mobility
- F-gas regulation (already adopted)

Spanish context

- Climate Change and Energy Transition Law
- Climate and Energy Integrated Plan
- 2030 Non ETS Roadmap
- 2050 Spanish Low Carbon and Climate Resilience Strategy



SPAIN: TOWARDS A LOW CARBON ECONOMY

- ▷ UE unconditional quantified economy wide emission reduction target of **20% by 2020**, compared to 1990 levels.
- ▷ Spain is **on track** to meet 2020 targets.
- ▷ We are working on a new framework for **2030 and a 2050 vision**.
- ▷ **NDC communicated under the Paris Agreement** – The EU and its Member States are committed to a target of an at least 40% domestic reduction in greenhouse gas emissions by 2030 compared to 1990
- ▷ Spain is currently working on a **Climate Change and Energy Transition Law** which will be a pillar for future actions up to 2050.

Thank you for your attention

