



Report on the nationally determined contributions survey conducted by the Nairobi Framework Partnership in 2016

Summary report

Prepared by the St George Regional Collaboration Centre (RCC) on behalf of the Nairobi Framework Partnership (NFP)



And with the support of the following RCCs:



December 2016

Table of contents

- A. Executive summary
- B. Methodology used
- C. Analysis of responses
- D. Conclusions
- E. Annexes
 - a. Questionnaire
 - b. List of NFP partners
 - c. List of countries
 - d. Responses to Question 13 of the Survey

Report on the nationally determined contributions survey

A. Executive summary

At the second Conference of the Parties serving as the meeting of the Parties to the Kyoto Protocol (CMP 2) in December 2006, then Secretary-General of the United Nations Kofi Annan announced the launch of the Nairobi Framework Partnership¹ with its specific target of helping developing countries, especially those in sub-Saharan Africa, to improve their level of participation in the clean development mechanism (CDM). The Framework, which was initiated by the African Development Bank, the secretariat of the United Nations Framework Convention on Climate Change (UNFCCC), the United Nations Development Programme (UNDP), the United Nations Environment Programme (UNEP), and the World Bank Group, also aimed to achieve more inter-agency cooperation. Since then the Nairobi Framework Partnership (NFP)² has also been bringing together other partners and cooperating agencies such as the Asian Development Bank, the Development Bank of Latin America, the Institute for Global Environmental Strategies, the International Emissions Trading Association and the United Nations Conference on Trade and Development. The list of current NFP partners can be found in Annex b.

Over the years, the NFP has been continuously and successfully promoting the CDM and climate change action as well as the provision of technical assistance and capacity-building to sub-Saharan African and other developing countries. Following the adoption of the Paris Agreement in December 2015, a series of discussions among partners were triggered on the need for the NFP to review its original goals and roles and target new priority areas, possibly prompted by the various outcomes of the twenty-first session of the Conference of the Parties to the UNFCCC (COP 21).

For this reason, partners held a meeting on 28–29 January 2016 hosted by UNEP DTU in Copenhagen, where the NFP partners revisited the various aspects related to the operations of the partnership. During the meeting, partners agreed to broaden the overarching purpose of the NFP to cover other market approaches beyond the CDM while still maintaining close linkages to it, and also to adjust the NFP to any developments made under Article 6 of the Paris Agreement.

As a result, the new overarching purpose of the Nairobi Framework is to maximize efficiency in the provision of support to developing countries in implementing their nationally determined contributions (NDCs) in the areas of climate finance, technology transfer and capacity-building for mitigation by creating enabling environments at national level, regulatory mechanisms and carbon markets, including the CDM. One of the objectives identified was to build and enhance the capacities of stakeholders involved in NDC implementation, including designated national authorities (DNAs).

As a result, NFP partners decided to launch a survey aiming to collect information on the status of NDCs in countries in order to maximize efficiency in the provision of support to developing countries for the implementation of their NDCs. The questions included in the survey can be found in Annex a.

¹ https://cdm.unfccc.int/about/Nairobi_Framework/index.html

² http://unfccc.int/secretariat/partnerships/nairobi_framework_partnership/items/9675.php

Report on the nationally determined contributions survey

The NFP, through the UNFCCC's Regional Collaboration Centers³ (RCCs) in West Africa, East Africa, Asia, Latin America and the Caribbean (LAC), conducted the survey in all of their supported countries. The survey was launched in April and closed in May in Africa, whereas the Asian and LAC regions launched it in May and closed it in August. The survey resulted in the identification of a series of projects that will be considered by the NFP partners for joint implementation.

This report presents an overview and analysis of the responses obtained by the surveys in each region.

³ http://unfccc.int/secretariat/regional_collaboration_centres/items/9474.php

B. Methodology and scope

The survey was conducted, on behalf of the NFP, in all countries located in the RCC's regions. A total of 79 countries replied to the survey, as shown in Annex c. This represents 77% of the countries supported by RCCs in the Asia, Africa and LAC regions. It should be noted that a few countries, for example Nicaragua and Libya, have not yet submitted their intended nationally determined contributions (INDCs). Such countries are included among the countries which have not replied to the survey.

The survey was launched in April or May, depending on the region. Countries received a questionnaire (see Annex a), which included 13 questions on NDC implementation. The questionnaire was circulated either by email or through Survey Monkey. The aim of the survey was to obtain information on the status of NDC implementation, the DNA's opinion of the CDM, standardized baselines, the roles of the private and public sectors and the urgent needs as gaps for implementation of their NDCs, for instance, the need for a centralized measuring, reporting and verification (MRV) system, among other things.

Responses to the survey were collected through the DNA Focal Points and, in some cases, UNFCCC Focal Points, especially in countries that lack an established DNA.

Report on the nationally determined contributions survey

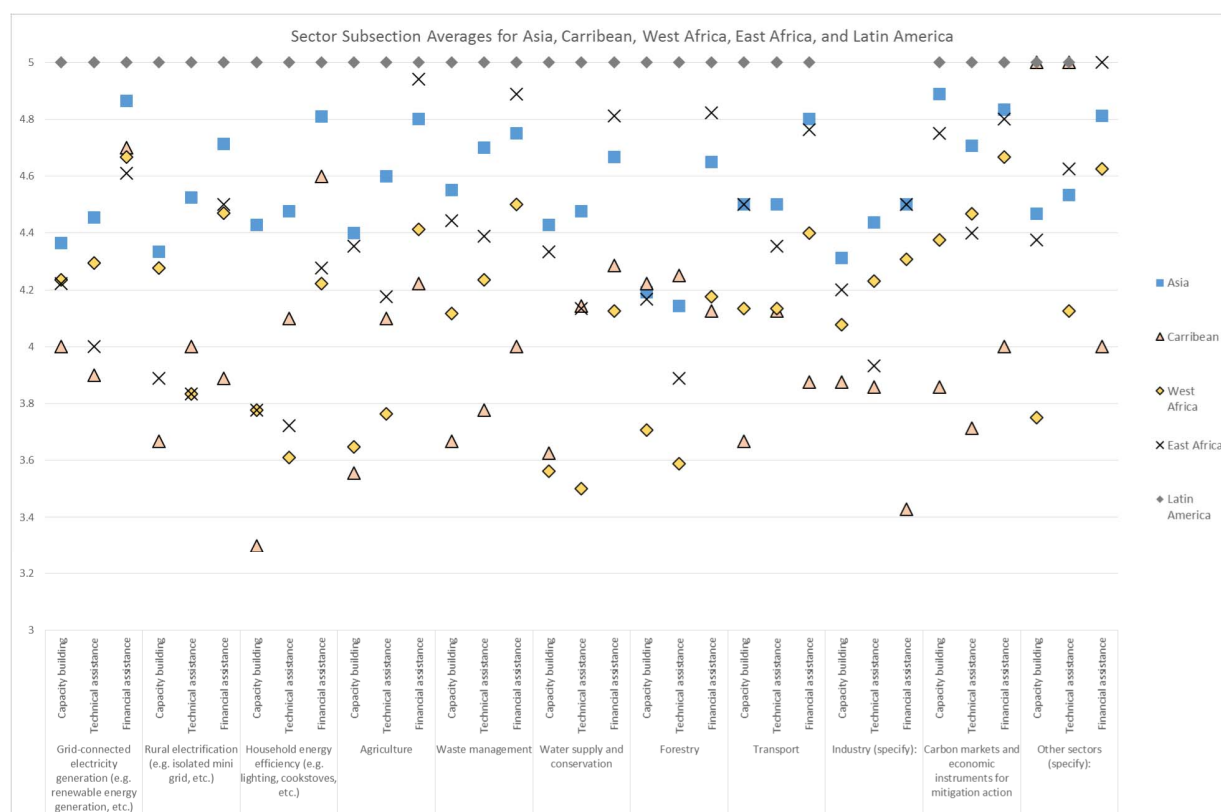
C. Analysis of responses

This section discusses the responses received for each section of the questionnaire. The survey included 13 questions as described below:

Question 1: For each sector and for each type of support (i.e. capacity building, technical and/or financial assistance) specify the level of assistance you need, where 1 is “little assistance” and 5 is “full assistance”. Also provide details on the type of support activities you foresee.

The responses to question 1 had an unexpected result. As shown in the graph 1 below, responses from Latin America indicate that urgent support is needed in all sectors. There was no clear distinction in terms of priority sectors as all sectors were marked as needing the maximum level of assistance. In all other regions, the most urgent need appears to be access to finance.

Graph 1: Level of support required by sector and by type of support



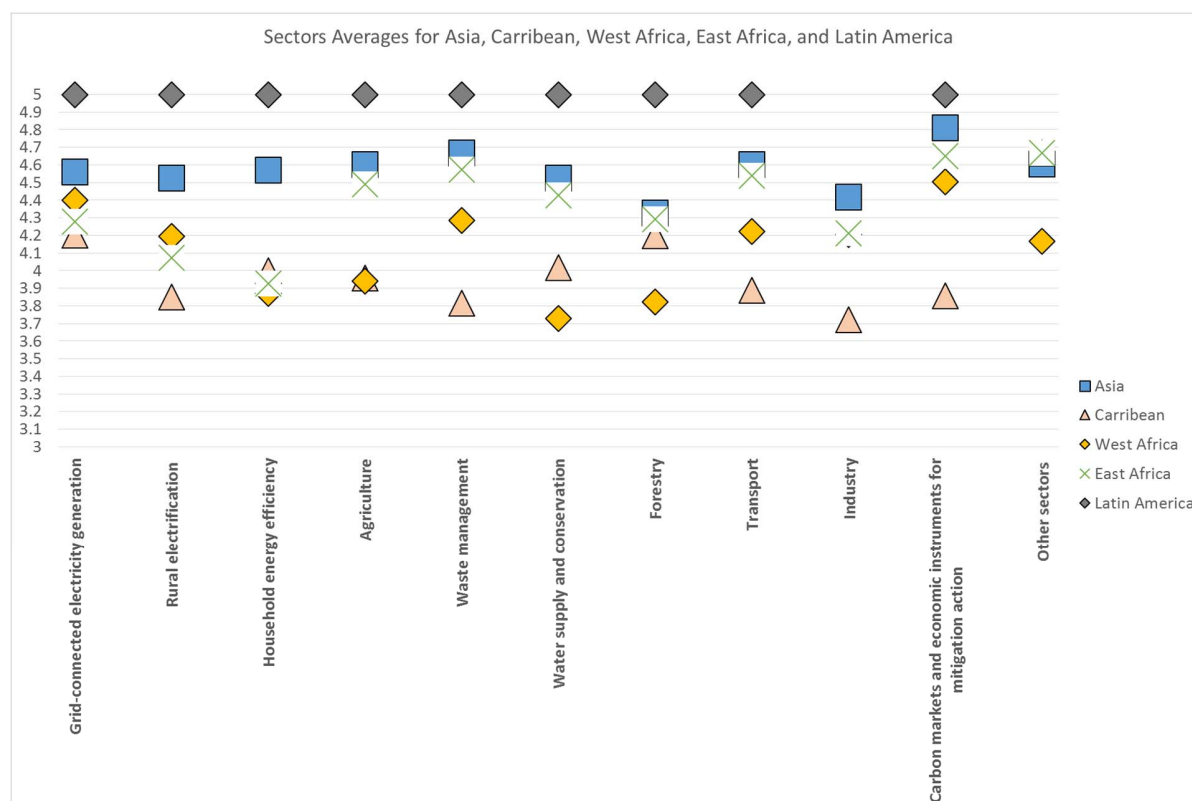
Graph 2 below describes the average level of need of support expressed by regions in each sector. The absolute number cannot be used as a reference given that there are systemic cultural differences in the way respondents approach a survey. Latin America can be considered as an outlier in the sense that even when all sectors are considered important in terms of achieving mitigation, there must be differences in terms of priority sectors at the country level.

Report on the nationally determined contributions survey

Nevertheless, the graph shows that waste management and transport are priority sectors in Asia and Africa, while forestry seems to be a priority in the Caribbean and East Africa. The power sector, on the other hand, seems to be a common thread when it comes to channeling support received in all regions.

Surprisingly, most of the countries covered by the survey indicated the need to receive assistance to develop carbon markets and economic instruments for mitigation action.

Graph 2: Average level of support required by sector

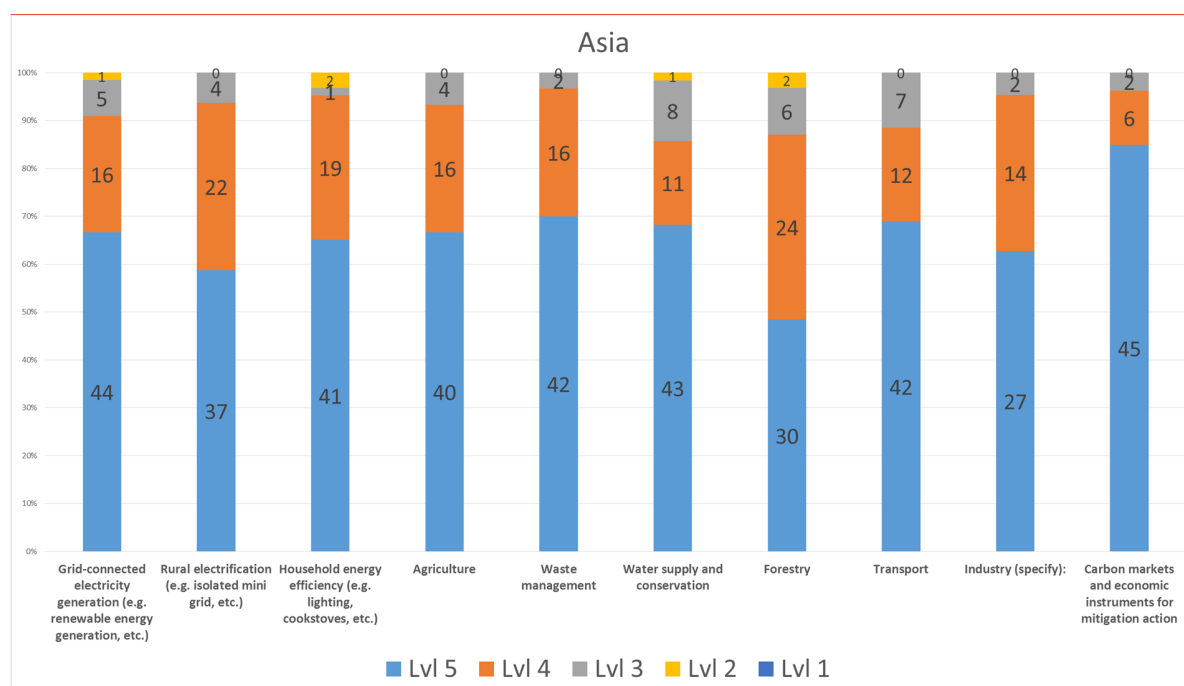


When it comes to differences within the regions, the following was noted:

- Asia: The power sector, water supply and conservation, and transport are the most important sectors with regard to receiving support;

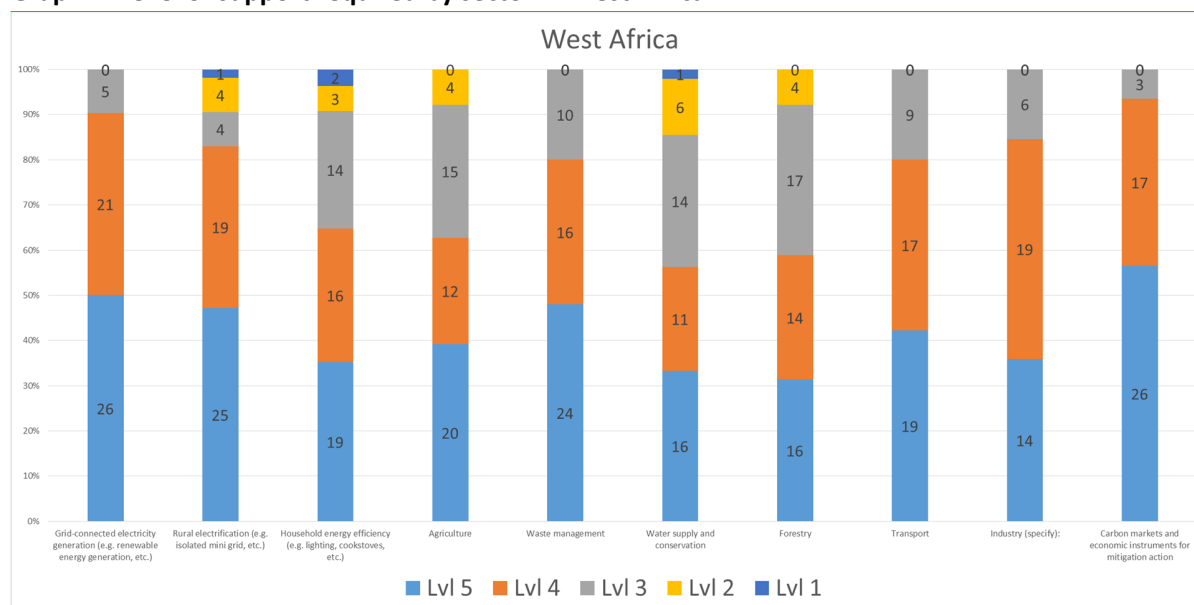
Report on the nationally determined contributions survey

Graph 3: Level of support required in Asia by sector



- b) Africa: Power, waste management and transport are the three main sectors in need of support;

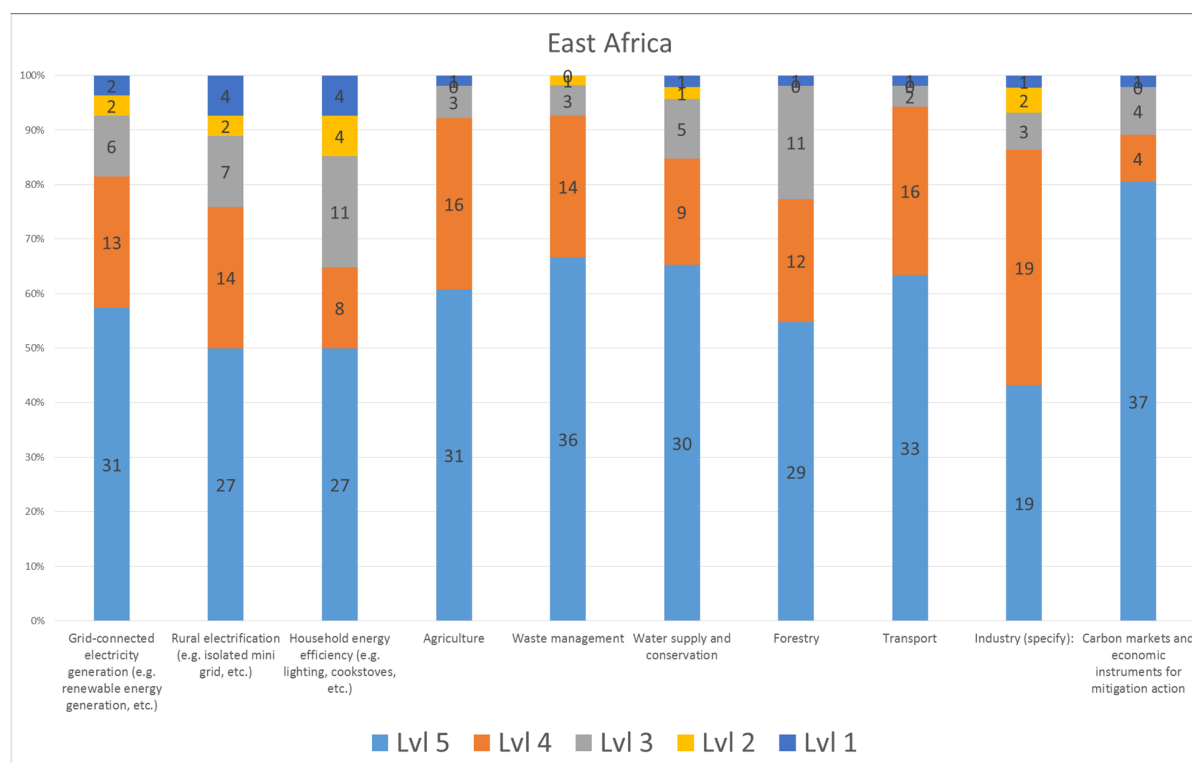
Graph 4: Level of support required by sector in West Africa⁴



⁴ West Africa includes the countries supported by RCC Lomé: Algeria, Benin, Burkina Faso, Burundi, Cameroon, Cape Verde, Central African Republic, Chad, Comoros, Congo, Ivory Coast, Djibouti, Gabon, Gambia, Equatorial Guinea, Guinea, Guinea Bissau, Liberia, Madagascar, Mali,

Report on the nationally determined contributions survey

Graph 5: Level of support required by sector in East Africa⁵



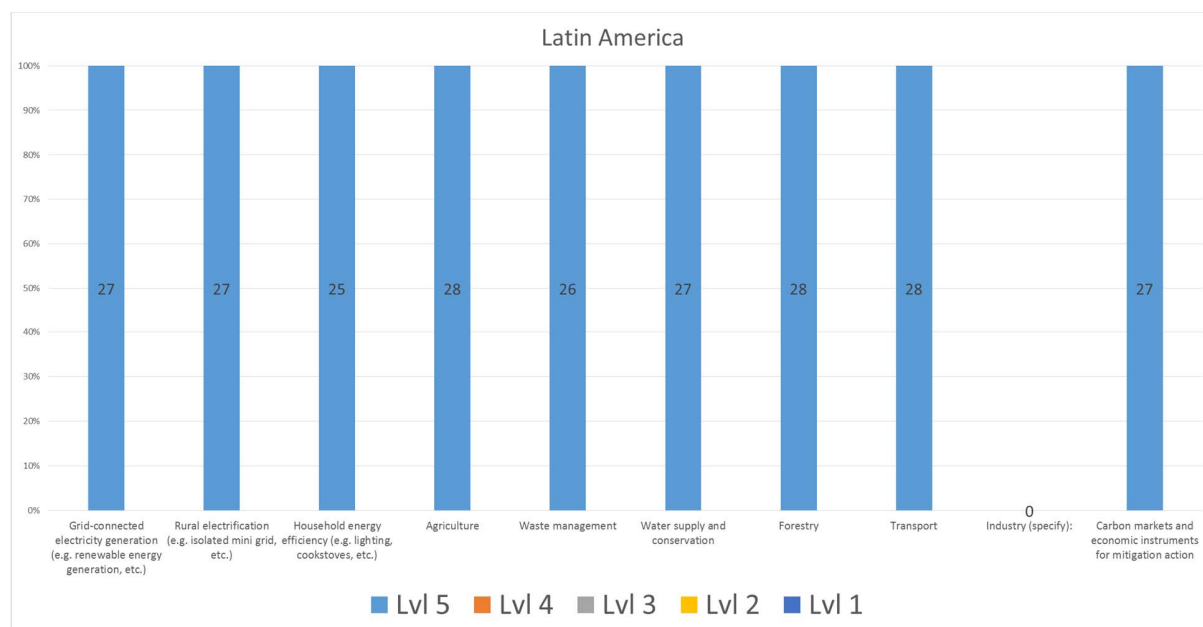
Morocco, Mauritania, Niger, Nigeria, Democratic Republic of Congo, Sao Tome and Principe, Senegal, Sierra Leon, Chad, Togo, Tunisia. None all of them have replied to the survey.

⁵ East Africa refers to the countries supported by RCC Kampala: Angola, Botswana, Djibouti, Egypt, Eritrea, Ethiopia, Kenya, Lesotho, Libya, Malawi, Mauritius, Mozambique, Namibia, Rwanda, Seychelles, Somalia, South Africa, South Sudan, Sudan, Swaziland, Uganda, United Republic of Tanzania, Zambia and Zimbabwe. None all of them have replied to the survey.

Report on the nationally determined contributions survey

- c) Latin-America: Responses show that all sectors require urgent attention. No country has mentioned requiring any kind of assistance for the industrial sector.

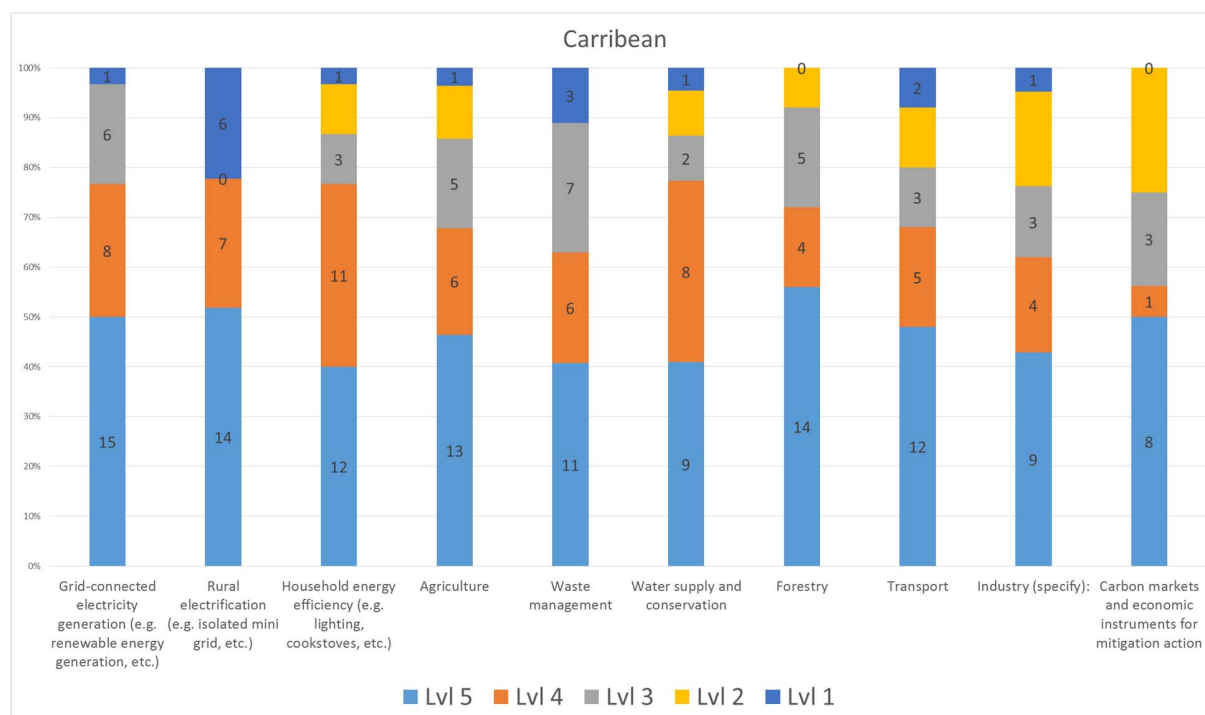
Graph 6: Level of support required in Latin America by sector



Report on the nationally determined contributions survey

- d) For the Caribbean, the power, forestry and agriculture sectors are the main priority, with grid-connected electricity generation and rural electrification as priorities within the power sector.

Graph 7: Level of support required in the Caribbean by sector



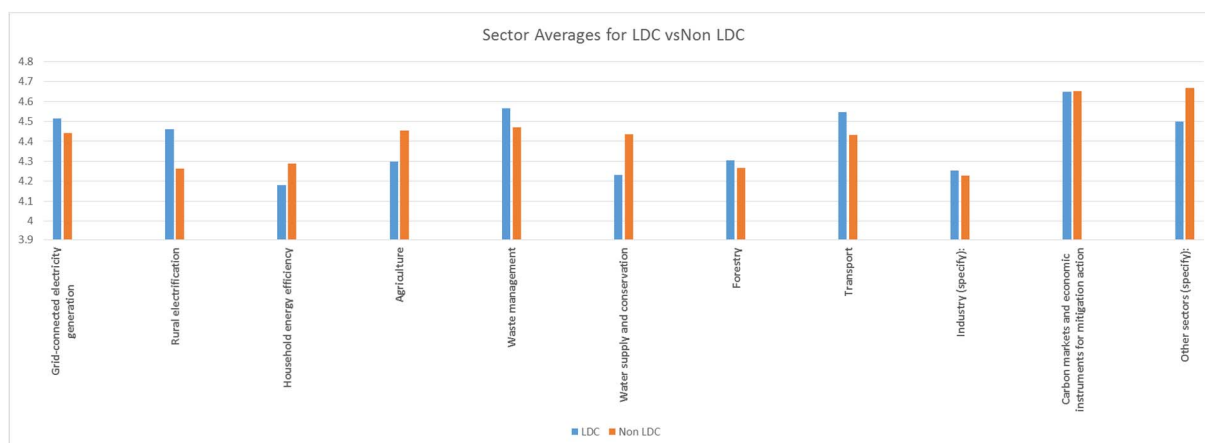
A further assessment of responses was done by dividing responses between least developed countries (LDCs)/small island developing States (SIDS) and non-LDCs/SIDS in order to learn whether the priority sectors were aligned with countries' most urgent development needs. SIDS, which in most cases are also included as LDCs, were included in the category of LDCs.

As can be seen in graph 8 below, the power, waste, forestry and transport sectors are included as priorities for LDC and SIDS over non-LDCs/SIDS. One would think that water conservation would be a priority, especially for SIDS, however the responses to the survey seem to show that water conservation, together with energy efficiency and agriculture, are more important for non-LDCs than for LDCs.

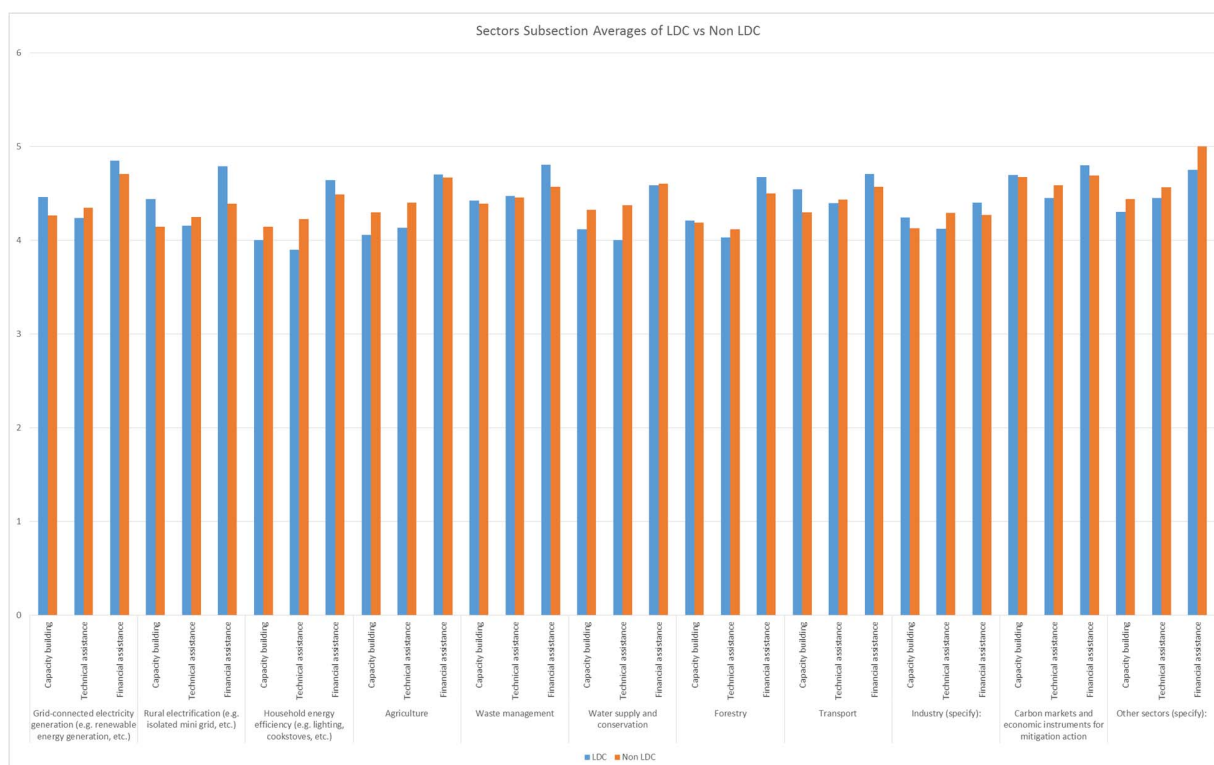
If we observe the sectors that have scored the highest rating in terms of level of support needed (power, waste and transport sectors), there is an evident tendency for LDCs to indicate that the support is mainly required to develop capacity and obtain finance. In terms of technological support, the non-LDC countries have scored higher than LDCs. This is surprising given that more developed countries are assumed to have access to better technologies than countries with the least developed economies.

Report on the nationally determined contributions survey

Graph 8: Average level of support required in least developed countries and non-least developed countries by sector



Graph 9: Level of support required in least developed countries and non-least developed countries by sector and by type of support



Report on the nationally determined contributions survey

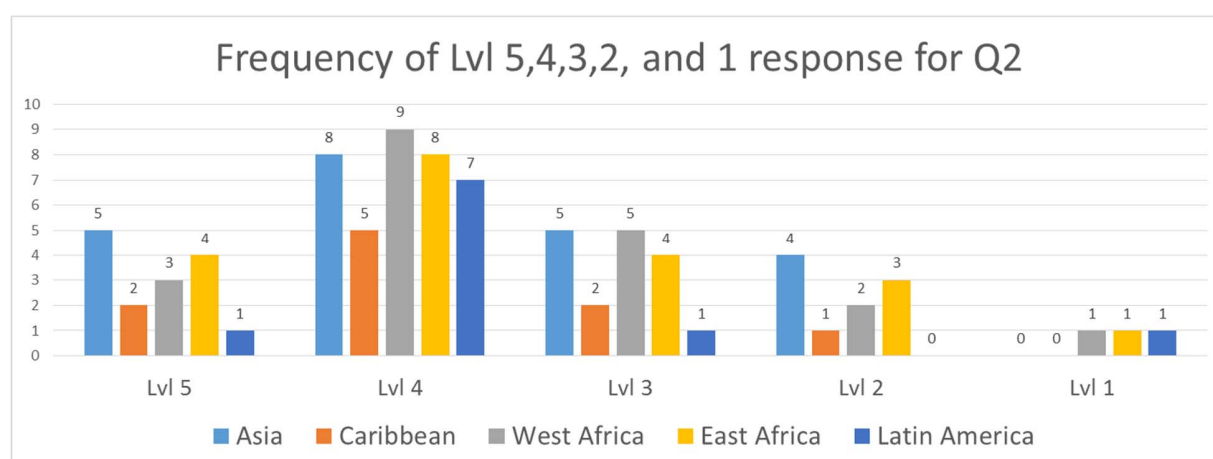
Question 2: To what extent do you agree to the statement that your INDC should be revised to clarify objectives, improve description of planned measures, and/or provide clear figures of conditional mitigation targets?

The options provided to answer this question ranged from “strongly agree” (level 5) to “strongly disagree” (level 1), with “neither agree nor disagree” (level 3) being the mid-point. The responses show that less than 15% of the countries surveyed consider that their INDCs should not be revised.

The majority of the countries indicated the need to revise their NDCs. Countries in Asia indicated that such was needed to adjust targets, roles and responsibilities to align with the outcomes the Paris Agreement. Countries in the Caribbean mentioned that INDCs should be revised to clarify realistic conditional and unconditional targets, roles and responsibilities for each line ministry and codify specific policy measures.

The African region felt that the timeline provided to prepare INDCs was too short. Therefore, there is an urgent need to conduct baseline studies in order to have access to precise data to define conditional mitigation objectives; update ongoing projects and programmes on the new national data and priorities; and update emissions references in different sectors. The Latin American region, on the other hand, seems to already be moving forward in the development of diverse processes for a strategic plan on climate change.

Graph 10: Agreement with the need to revise nationally determined contributions by region



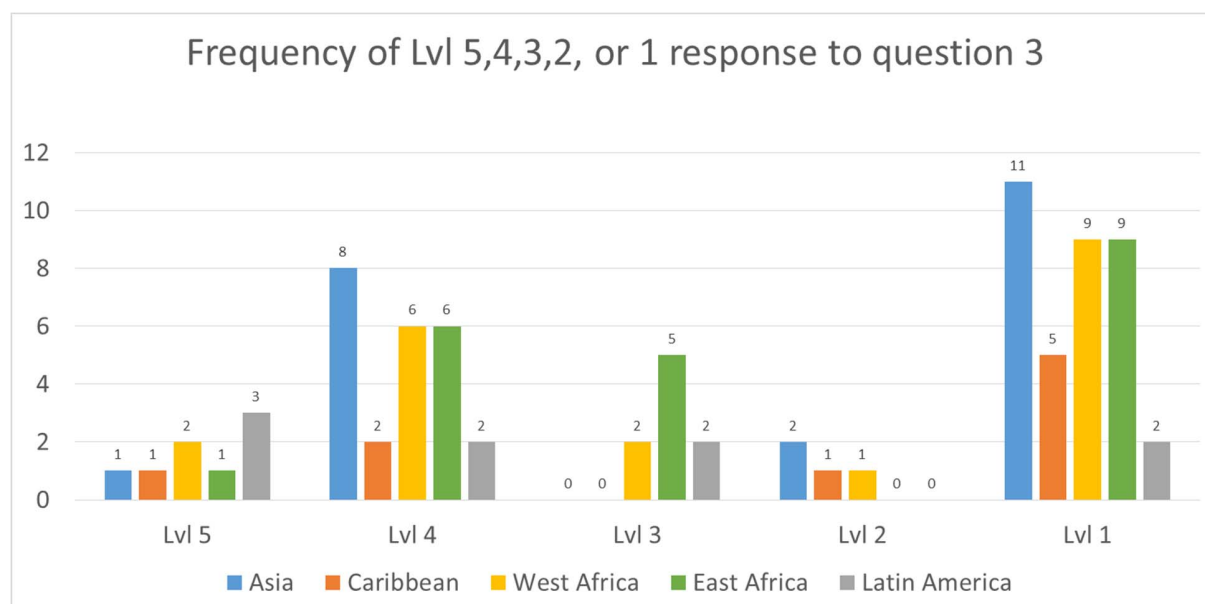
Report on the nationally determined contributions survey

Question 3: What is the status of your NDC?

The possible responses given to this question were: (1) implementation has not started; (2) national consultations are undergoing; (3) concrete goals and actions are being discussed; (4) seeking technical and financial support; and (5) under revision/update. The majority indicated that the status of their NDC is “implementation has not started” or “seeking technical and financial support”.

Apart from finance and technical support being one of the main reasons for the delay in NDC implementation, countries are requesting support in updating and improving their national policy frameworks on mitigation to complement planning for NDC implementation. Aligning the existing policy frameworks with targets established in the INDCs and developing the national climate change strategies seem to be the most urgent steps in creating an enabling environment for the implementation of the NDC.

Graph 11: Status of nationally determined contributions by region



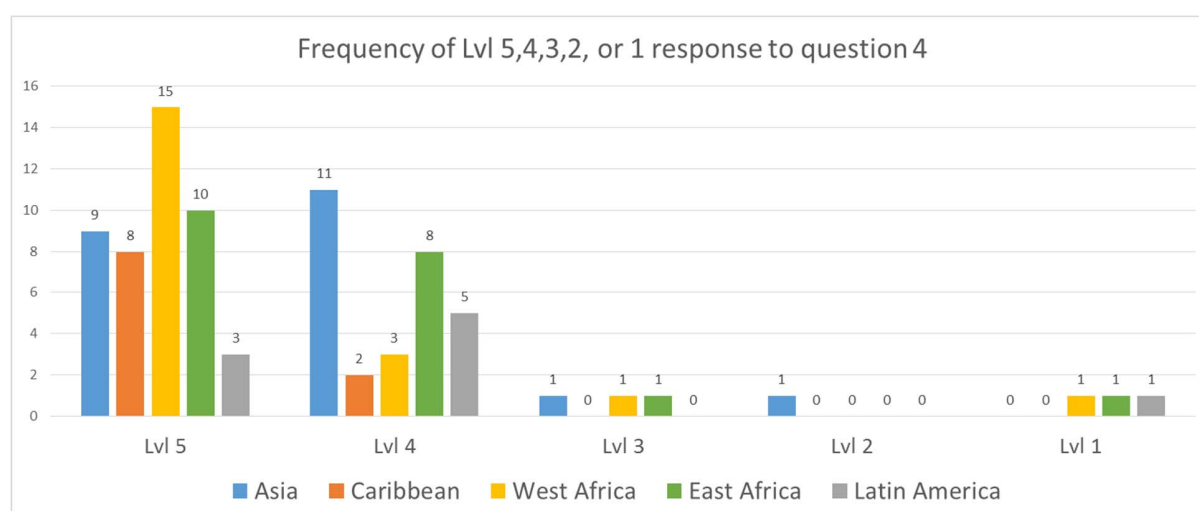
Report on the nationally determined contributions survey

Question 4: To what extent do you agree to the statement that the establishment of a centralized MRV system and a national coordination body in your country would facilitate the achievement of the objectives set out in the NDC?

The regions strongly agree that there is a need for a centralized MRV system as well as for technical and financial support for developing it. However, there seems to be no consensus on the need to set up a national coordinating body to coordinate the MRV system. This seems mainly due to the fact that some countries already rely on the role of their existing climate change departments and national climate change commissions to perform such activities.

Although a few countries indicated that they were receiving or have already received some form of MRV support from international organizations (e.g. Australia, Germany, Norway, the Global Environment Facility (UNEP), the Japan-Caribbean Climate Change Partnership (UNDP), the Japan International Cooperation Agency, the United States Agency for International Development, the World Bank) they still agree on wanting to have a centralized MRV system and in-house coordination in order to achieve their NDC targets.

Graph 12: Need for centralized measuring, reporting and verification by region



Report on the nationally determined contributions survey

Question 5: To what extent do you agree to the statement that the development and implementation of CDM projects activities and programmes of activities (PoAs) would facilitate the achievement of the objectives set out in the NDC?

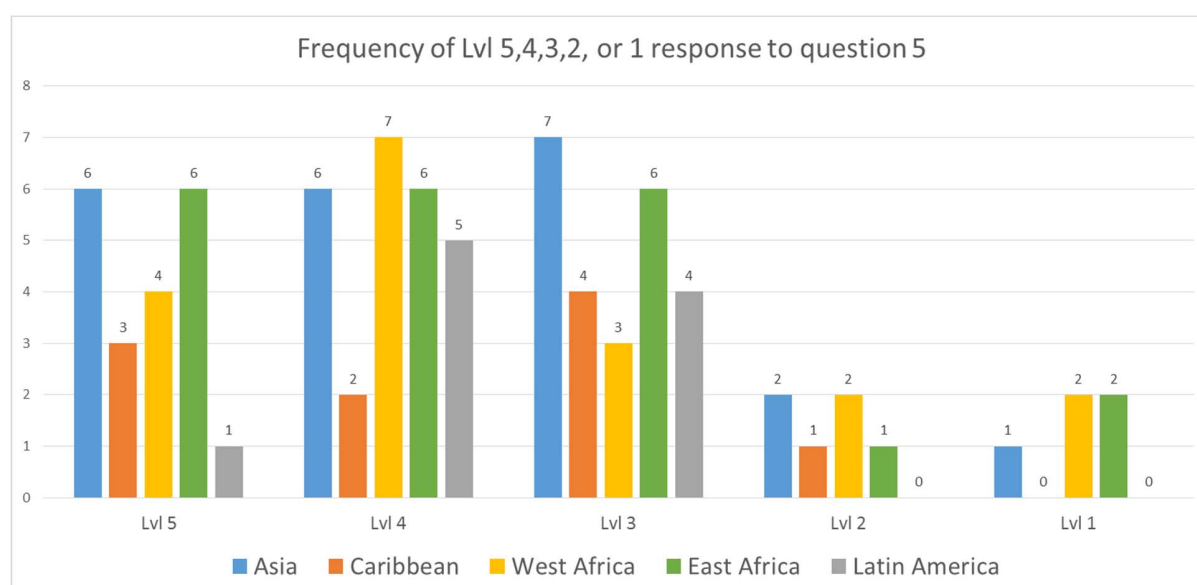
In Asia, there is a trend to use CDM projects and PoAs to drive investments in renewable energy by encouraging the participation of the private sector. However, about 25% of the countries remained neutral on this.

The majority of the countries in Africa (both in West and East Africa) agree that CDM projects/PoAs would facilitate the achievement of NDC objectives. PoAs in particular have great potential to attract private sector investment in NDC interventions. Nevertheless, they claim that certified emission reduction (CER) prices have to be maintained at a fair level and that robust MRV systems should be put in place to avoid double-counting in other mechanisms/markets.

Latin American countries demonstrated that they agree but almost equally show that they are neutral to the statement that the development and implementation of CDM projects and PoAs would facilitate the achievement of the objectives set out in NDCs. The price of CERs would affect the speed of implementation of CDM/PoA project activities. Some countries are assessing the possibility of selling emission reductions provided that this does not hinder the fulfilment of national commitments.

The Caribbean region indicated that while they believe that the use of existing and proven mechanisms such as the CDM can help to achieve emission reductions, small SIDS have so far failed to attract the interest of potential CDM investors, largely due to issues associated with the scale of potential investments.

Graph 13: Support to the clean development mechanism by region

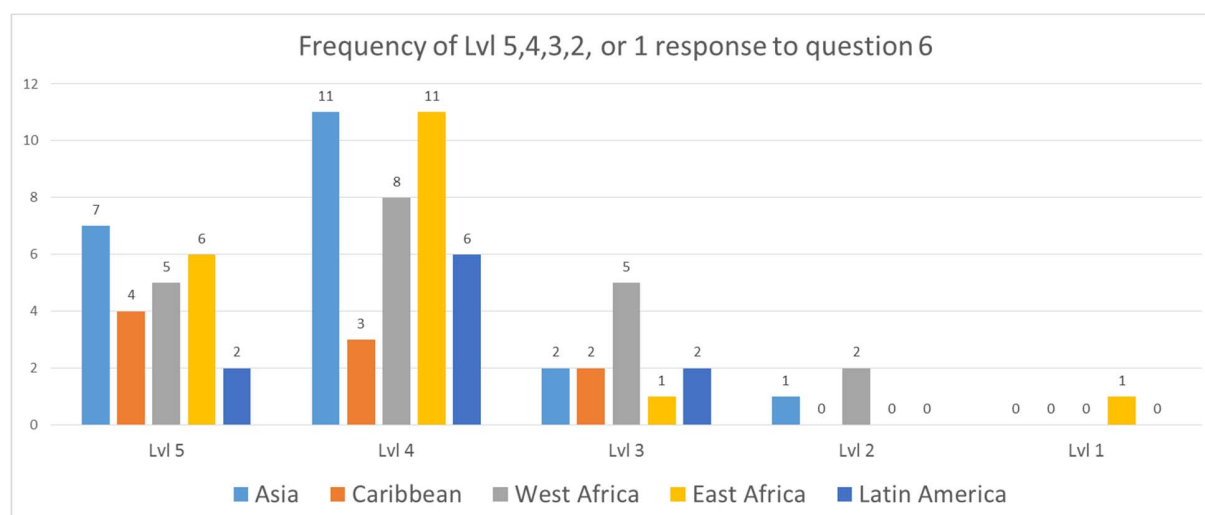


Question 6: To what extent do you agree to the statement that the development of Standardized Baselines would facilitate the achievement of the objectives set out in the NDC?

As can be seen in the graph below, there is general consensus across all regions that standardized baselines will facilitate the achievement of the objectives in the NDCs, particularly as they enable small-scale CDM projects at community level to contribute to achieving national mitigation targets and support the development of robust MRV systems.

Other reasons to support this statement were that (1) standardized baselines provide reliable sector-specific information to feed into the decision-making process for the implementation of mitigation measures that contribute to the fulfillment of the NDC; and (2) standardized baselines could facilitate monitoring by enabling the measurement of results of the mitigation actions implemented in a consistent and comparable manner. However, some countries indicated that the UNFCCC secretariat should improve the tool to address its technical limitations.

Graph 14: Support to standardized baselines by region



Report on the nationally determined contributions survey

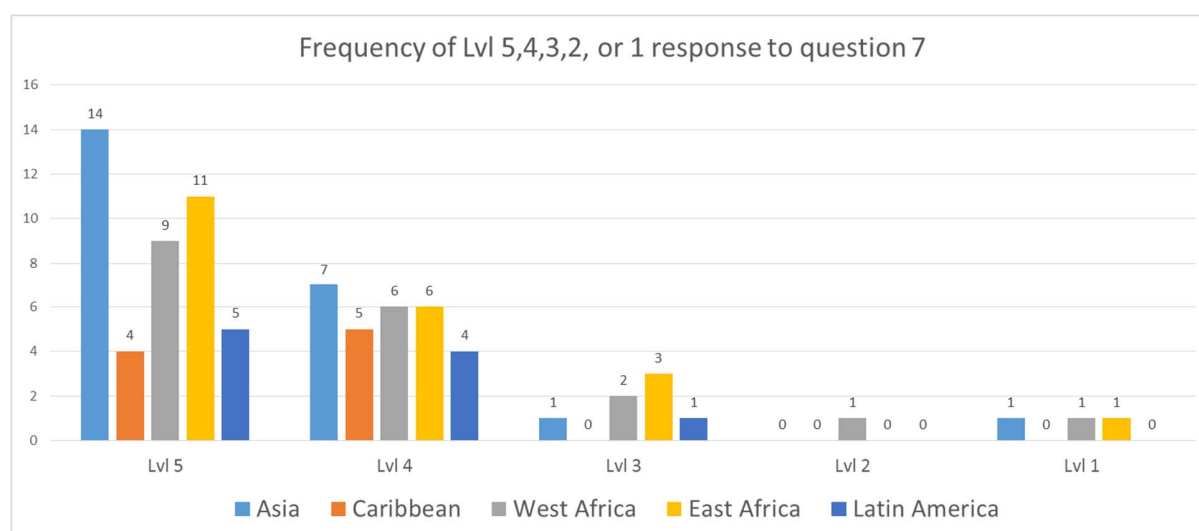
Question 7: To what extent do you agree to the statement that development and implementation of nationally appropriate mitigation actions (NAMAs) would facilitate the achievement of the objectives set out in the NDC?

Across all regions, countries largely agreed that NAMAs would facilitate the achievement of the objectives set out in the NDC and indicated that their main challenges are obtaining financial support, technical assistance and capacity-building.

The main challenges faced by countries in developing NAMAs are: (i) the need for institutional capacity-building and resources; (ii) data availability and technical knowledge; (iii) the need to increase the level of awareness of the population on climate change and the identification of stakeholders; (iv) the lack of a national legal framework for NAMAs; and (v) the lack of available finance.

The support needed to overcome these barriers includes management training, capacity-building involving the public and private sectors, technical support, the development of adequate material and financial support.

Graph 15: Support to nationally appropriate mitigation actions by region

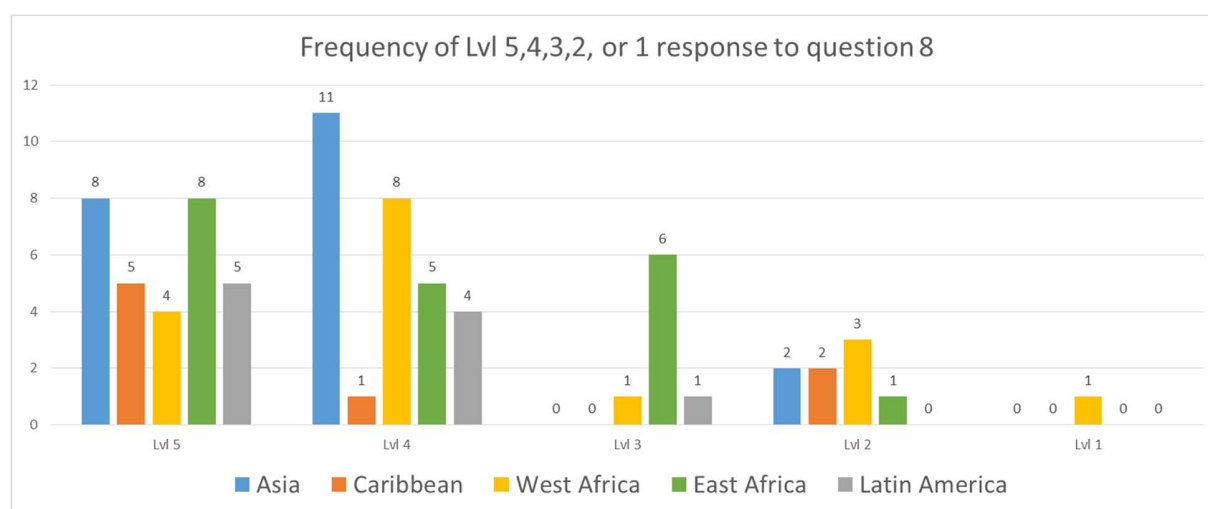


Report on the nationally determined contributions survey

Question 8: To what extent do you agree to the statement that finance mobilized through public entities would facilitate the achievement of the objectives set out in the NDC?

In general, countries agree or strongly agree that finance mobilized through public entities would facilitate the achievement of the objectives set out in the NDC. While countries indicated that national support is necessary to reinforce support received from international sources, they also indicated that public funds are not enough to achieve NDC objectives. In this regard, countries recognized the need to link private sector contributions with public funding windows established by the Convention or other public funding opportunities.

Graph 16: Need to mobilize finance through public entities by region



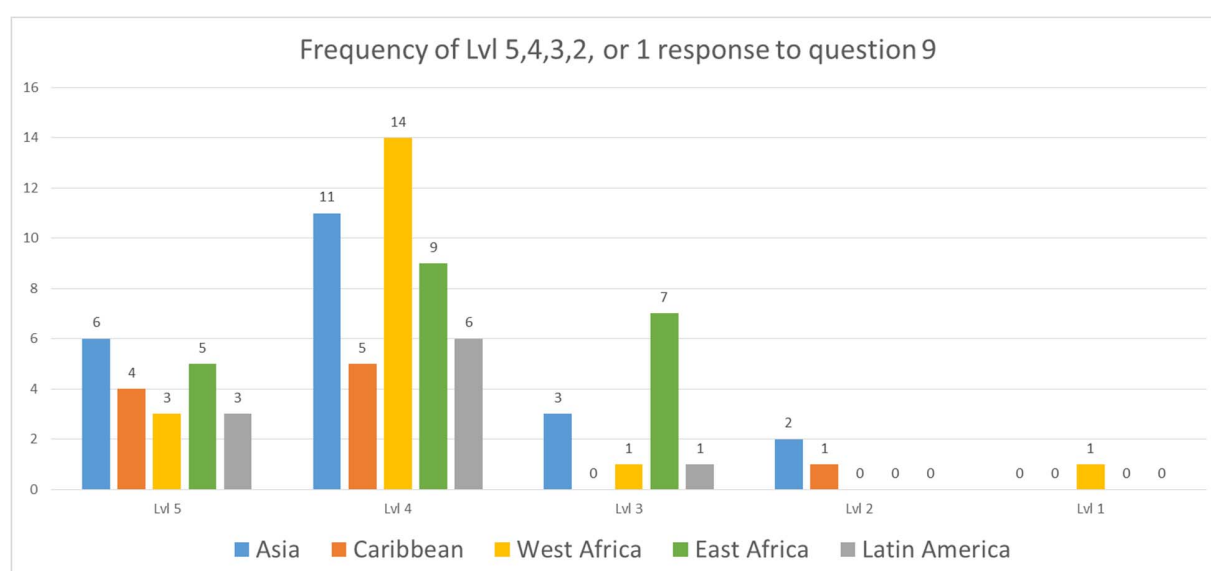
Report on the nationally determined contributions survey

Question 9: To what extent do you agree to the statement that finance mobilized through private entities would facilitate the achievement of the objectives set out in the NDC?

In comparing the responses to question 8, it can be deduced that countries do recognize the need for the strong participation of the private sector to facilitate the achievement of the objectives set out in the NDC. Nevertheless, the public sector recognizes the need to engage in a genuine dialogue with the private sector in order to help facilitate the mobilization of private investment.

Moreover, countries have expressed the need for improved legal instruments, both for the promotion of public-private partnerships and for increased corporate responsibility and accountability.

Graph 17: Need to mobilize finance through private entities by region

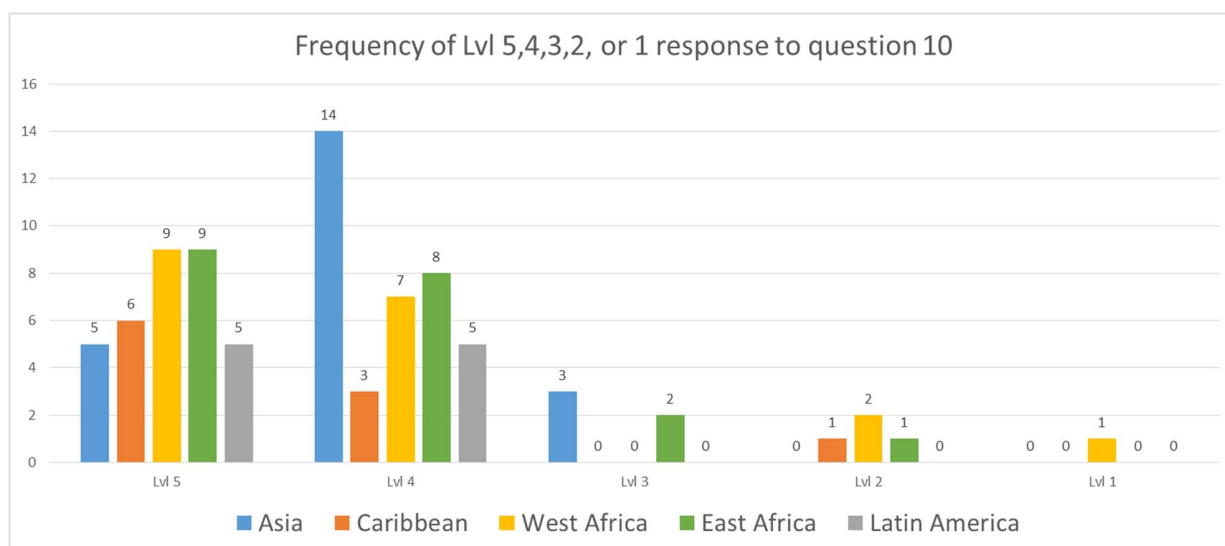


Report on the nationally determined contributions survey

Question 10: To what extent do you agree to the statement that the private sector plays a key role in the achievement of the objectives set out in the NDC?

The survey shows that there is no doubt that countries believe that the private sector plays a pivotal role in ensuring countries achieve the objectives set out in their NDCs.

Graph 18: Role played by the private sector in nationally determined contributions by region



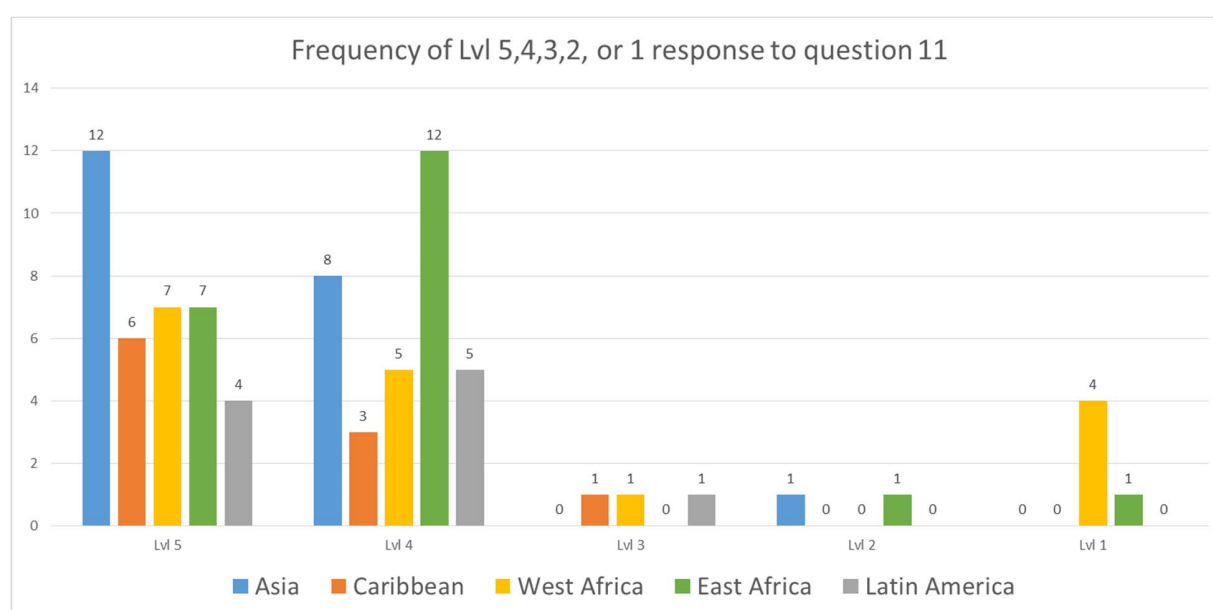
Report on the nationally determined contributions survey

Question 11: To what extent do you agree to the statement that the lack of understanding of the NDC objectives and measures among other authorities in your country may hinder the achievement of the objectives set out in the NDC?

The responses provided for this question indicate that countries understand and strongly agree with the statement that a better understanding of the technological needs and barriers in the country would facilitate NDC implementation. Some countries highlighted their experience in using extensive processes including public hearings to determine their NDC so that it represents not only the vision of the public sector but also that of, for instance, the private sector, civil society and indigenous peoples.

There were some countries that disagreed with the statement, claiming that the development of the INDC was authorized by high-level authorities in the country and overseen by institutions authorized by the government, and that the INDC document was defended at COP 21 by the authorities delegated by the government.

Graph 19: Need to ensure national coordination and understanding of the nationally determined contribution by region



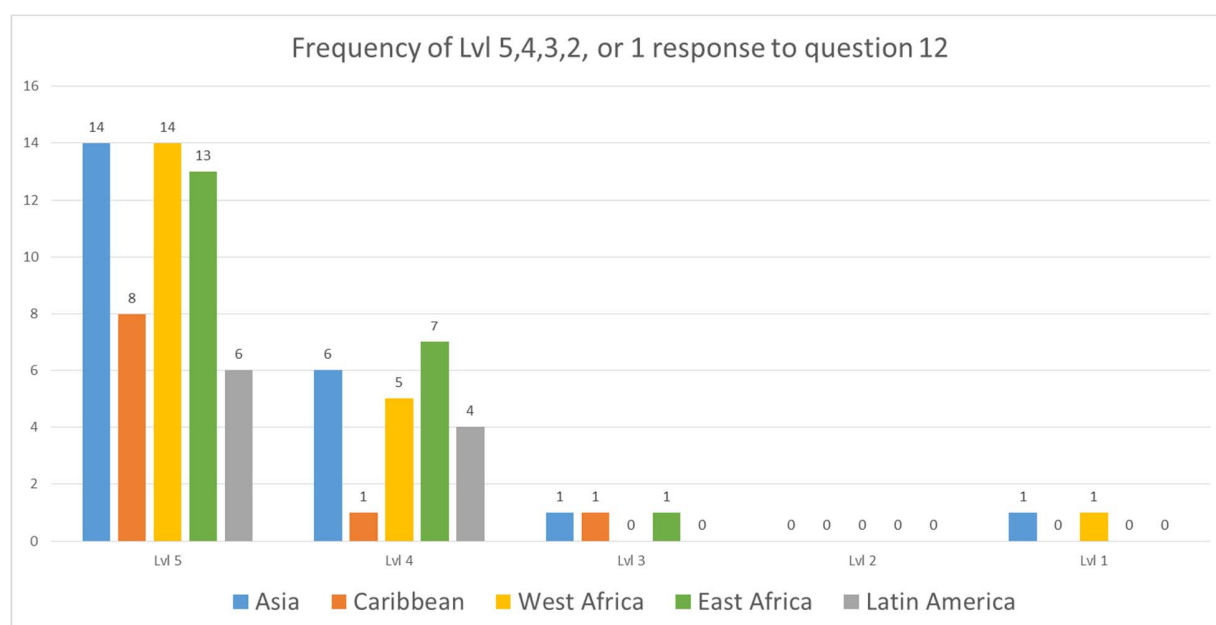
Report on the nationally determined contributions survey

Question 12: To what extent do you agree to the statement that a better understanding of the technology needs in your country and the barriers to their adoption would facilitate the achievement of the objectives set out in the NDC?

There is a general level of support of the statement that a better understanding of the technology needs would facilitate NDC implementation in all regions, particularly a better assessment of the types of assistance required for implementation.

Countries have called for support to conduct technology needs assessments related to both mitigation and adaptation to identify priorities, address regulatory options, define financial mechanisms and understand capacity-building needs. According to countries there is also a need to develop technology action plans to address barriers and prepare projects for the implementation of technologies.

Graph 20: Technology needs by region



Report on the nationally determined contributions survey

Question 13: The Nairobi Framework Partnership is mapping the support needed by countries in relation to their NDCs. Please use the box below to share information about the areas of NDC implementation that you deem are in urgent need of receiving technical or financial support.

Responses to this question are very diverse. As an attempt to prevent false interpretation of the responses, the full list of responses is shown in Annex d. For confidentiality reasons, country names have been replaced by “country X”.

D. Conclusions

The following conclusions can be derived from the survey:

- Support for the development of carbon markets and economic instruments for mitigation action is shown as the most urgent need in the Asian and African regions. Latin America also indicated a high need, however the lower rating in comparison with the Asian and African countries could be due the experience already developed in the country and their potential ability to move ahead without external support. The Caribbean region, on the other hand, does not have vast experience in developing CDM pipelines and has a limited potential for generation of emission reductions. Therefore, this could be seen as a limitation to the future implementation of domestic carbon markets.
- The request for financial support emerged as an urgent need in all regions.
- There seems to be a general preference among countries to receive support in the power sector.
- INDCs seem to have been prepared with insufficient resources (human resources, capacities, information and knowledge) and there were strict time constraints in meeting the synthesis report deadline.
- While preparing the INDC reports, countries became aware of their own reporting gaps, especially considering that countries have learned from other countries' experience in preparing their INDCs. Some INDCs served as an example of a good documenting practice and were copied by other countries for their own INDCs. This is mainly due to the fact that no INDC template was made available by the secretariat to prepare the INDC documents and so countries learned from each other.
- The majority of countries are looking for support in implementing their NDCs.
- The countries in general strongly agree there is a need for a centralized MRV system.
- A few countries indicated that they were receiving or have received some form of MRV support from international organizations, but the support received is not enough.
- Overall there seems to be consensus regarding the statement that the CDM will help to achieve the NDC objectives. While there is general concern about the low price of CERs, countries acknowledged the role of the CDM to drive private sector investment.
- There is general consensus across the region that standardized baselines will facilitate the achievement of the objectives set out in the NDCs.
- With regards to NAMAs, responses have been largely positive across regions; this may be due to the fact that DNAs responded to the survey.
- When it comes to mobilizing finance, DNAs agreed to the statement that public entities should be playing a key role in this aspect. This is promising because the public sector should indeed have a leading role in creating the appropriate enabling conditions. At the same time, the public sector recognizes that the private sector plays a key role in boosting finance mobilization, especially in countries with limited national budget.

Report on the nationally determined contributions survey

- There are no regional differences when it comes to the importance of ensuring all authorities in a country have the same understanding of the NDC objectives. It is evident that climate change does not just involve the ministries of environment, but that it is a cross-cutting matter.
- All countries agreed that it is an essential first step to understand the technological needs of and barriers to implementing NDC activities/programmes.

Finally, in terms of region-specific observations, the following conclusions were drawn from the survey conducted in each region:

- Asia-Pacific (RCC Bangkok): Countries in this region have indicated great interest in undertaking adaptation measures. Mitigation, technical and financial support is needed at all stages: policy development and implementation, project/programme design and implementation, and MRV. The transition from fossil fuel to renewable energy sources seems to be the main challenge in the region. However, transport, waste management and agriculture are considered as areas requiring immediate capacity-building support for planning for the long term with regard to NDC implementation.
- Latin America (RCC Bogotá): The focus is on designing the strategies needed to achieve NDC objectives. Countries are giving greater attention to incentives for the mobilization of private sector investments, the role of development banks and/or other financial entities in bringing in additional resources for the implementation of national measures (public resources are not sufficient), and the MRV systems that enable measurement of the results and the implementation of the mitigation actions.
- East Africa (RCC Kampala): East Africa has expressed a need to receive support to deploy appropriate technologies in all sectors of the economy. The main focus seems to be the implementation of concrete projects/programmes rather than the setting up of adequate policy frameworks. A key challenge in the region is to define an energy matrix containing diverse clean technology solutions for power generation that ensure overall energy security for economic development through enhanced geographical availability, affordability and reliability while contributing towards reductions in energy emissions intensity over time.
- West Africa (RCC Lomé): Technical and financial support seems to be the greatest barrier to the implementation of mitigation measures in priority sectors such as energy and agriculture. The region also seems to be in need of capacity-building and technical training in best practices for sustainable land management and in the identification of the best options to sustain the penetration of renewable energy in the power mix. National MRV systems are regarded as an essential means for tracking sector-specific data and identifying proper technology and policy solutions.
- Caribbean (RCC St. George's): Most countries responding to the survey in this region mentioned the need for national governments to receive support to enable them to develop appropriate

Report on the nationally determined contributions survey

legal and regulatory frameworks to drive/promote private sector interventions and participation in mitigation action. This seems to be fundamental in complying with mitigation commitments and reporting obligations under the Paris Agreement.

Report on the nationally determined contributions survey

E. Annexes

a. Questionnaire

| 1. For each sector and for each type of support (i.e. capacity building, technical and/or financial assistance) specify the level of assistance you need, where 1 is "little assistance" and 5 is "full assistance". Also provide details on the type of support activities you foresee. | | | |
|--|---|--|--|
| Sector | Capacity building* | Technical assistance* | Financial assistance* (carbon/climate finance) |
| | *(include details on the level that requires capacity building, e.g. national, regional, sectoral, community levels and the targeted audience, e.g. institutional capacity, etc.) | | |
| Grid-connected electricity generation (e.g. renewable energy generation, etc.) | 1 <input type="checkbox"/> 2 <input type="checkbox"/> 3 <input type="checkbox"/> 4 <input type="checkbox"/> 5 <input type="checkbox"/> Details: | 1 <input type="checkbox"/> 2 <input type="checkbox"/> 3 <input type="checkbox"/> 4 <input type="checkbox"/> 5 <input type="checkbox"/> Details: | 1 <input type="checkbox"/> 2 <input type="checkbox"/> 3 <input type="checkbox"/> 4 <input type="checkbox"/> 5 <input type="checkbox"/> Details: |
| Rural electrification (e.g. isolated mini grid, etc.) | 1 <input type="checkbox"/> 2 <input type="checkbox"/> 3 <input type="checkbox"/> 4 <input type="checkbox"/> 5 <input type="checkbox"/> Details: | 1 <input type="checkbox"/> 2 <input type="checkbox"/> 3 <input type="checkbox"/> 4 <input type="checkbox"/> 5 <input type="checkbox"/> Details: | 1 <input type="checkbox"/> 2 <input type="checkbox"/> 3 <input type="checkbox"/> 4 <input type="checkbox"/> 5 <input type="checkbox"/> Details: |
| Household energy efficiency (e.g. lighting, cookstoves, etc.) | 1 <input type="checkbox"/> 2 <input type="checkbox"/> 3 <input type="checkbox"/> 4 <input type="checkbox"/> 5 <input type="checkbox"/> Details: | 1 <input type="checkbox"/> 2 <input type="checkbox"/> 3 <input type="checkbox"/> 4 <input type="checkbox"/> 5 <input type="checkbox"/> Details: | 1 <input type="checkbox"/> 2 <input type="checkbox"/> 3 <input type="checkbox"/> 4 <input type="checkbox"/> 5 <input type="checkbox"/> Details: |
| Agriculture | 1 <input type="checkbox"/> 2 <input type="checkbox"/> 3 <input type="checkbox"/> 4 <input type="checkbox"/> 5 <input type="checkbox"/> Details: | 1 <input type="checkbox"/> 2 <input type="checkbox"/> 3 <input type="checkbox"/> 4 <input type="checkbox"/> 5 <input type="checkbox"/> Details: | 1 <input type="checkbox"/> 2 <input type="checkbox"/> 3 <input type="checkbox"/> 4 <input type="checkbox"/> 5 <input type="checkbox"/> Details: |
| Waste management | 1 <input type="checkbox"/> 2 <input type="checkbox"/> 3 <input type="checkbox"/> 4 <input type="checkbox"/> 5 <input type="checkbox"/> Details: | 1 <input type="checkbox"/> 2 <input type="checkbox"/> 3 <input type="checkbox"/> 4 <input type="checkbox"/> 5 <input type="checkbox"/> Details: | 1 <input type="checkbox"/> 2 <input type="checkbox"/> 3 <input type="checkbox"/> 4 <input type="checkbox"/> 5 <input type="checkbox"/> Details: |
| Water supply and conservation | 1 <input type="checkbox"/> 2 <input type="checkbox"/> 3 <input type="checkbox"/> 4 <input type="checkbox"/> 5 <input type="checkbox"/> Details: | 1 <input type="checkbox"/> 2 <input type="checkbox"/> 3 <input type="checkbox"/> 4 <input type="checkbox"/> 5 <input type="checkbox"/> Details: | 1 <input type="checkbox"/> 2 <input type="checkbox"/> 3 <input type="checkbox"/> 4 <input type="checkbox"/> 5 <input type="checkbox"/> Details: |
| Forestry | 1 <input type="checkbox"/> 2 <input type="checkbox"/> 3 <input type="checkbox"/> 4 <input type="checkbox"/> 5 <input type="checkbox"/> Details: | 1 <input type="checkbox"/> 2 <input type="checkbox"/> 3 <input type="checkbox"/> 4 <input type="checkbox"/> 5 <input type="checkbox"/> Details: | 1 <input type="checkbox"/> 2 <input type="checkbox"/> 3 <input type="checkbox"/> 4 <input type="checkbox"/> 5 <input type="checkbox"/> Details: |

Report on the nationally determined contributions survey

| | | | |
|---|--|--|--|
| Transport | 1 <input type="checkbox"/> 2 <input type="checkbox"/> 3 <input type="checkbox"/> 4 <input type="checkbox"/> 5 <input type="checkbox"/> Details: | 1 <input type="checkbox"/> 2 <input type="checkbox"/> 3 <input type="checkbox"/> 4 <input type="checkbox"/> 5 <input type="checkbox"/> Details: | 1 <input type="checkbox"/> 2 <input type="checkbox"/> 3 <input type="checkbox"/> 4 <input type="checkbox"/> 5 <input type="checkbox"/> Details: |
| Industry (specify): _____ | 1 <input type="checkbox"/> 2 <input type="checkbox"/> 3 <input type="checkbox"/> 4 <input type="checkbox"/> 5 <input type="checkbox"/> Details: | 1 <input type="checkbox"/> 2 <input type="checkbox"/> 3 <input type="checkbox"/> 4 <input type="checkbox"/> 5 <input type="checkbox"/> Details: | 1 <input type="checkbox"/> 2 <input type="checkbox"/> 3 <input type="checkbox"/> 4 <input type="checkbox"/> 5 <input type="checkbox"/> Details: |
| Carbon markets and economic instruments for mitigation action | 1 <input type="checkbox"/> 2 <input type="checkbox"/> 3 <input type="checkbox"/> 4 <input type="checkbox"/> 5 <input type="checkbox"/> Details: | 1 <input type="checkbox"/> 2 <input type="checkbox"/> 3 <input type="checkbox"/> 4 <input type="checkbox"/> 5 <input type="checkbox"/> Details: | 1 <input type="checkbox"/> 2 <input type="checkbox"/> 3 <input type="checkbox"/> 4 <input type="checkbox"/> 5 <input type="checkbox"/> Details: |
| Other sectors (specify): _____ | 1 <input type="checkbox"/> 2 <input type="checkbox"/> 3 <input type="checkbox"/> 4 <input type="checkbox"/> 5 <input type="checkbox"/> Details: | 1 <input type="checkbox"/> 2 <input type="checkbox"/> 3 <input type="checkbox"/> 4 <input type="checkbox"/> 5 <input type="checkbox"/> Details: | 1 <input type="checkbox"/> 2 <input type="checkbox"/> 3 <input type="checkbox"/> 4 <input type="checkbox"/> 5 <input type="checkbox"/> Details: |

2. To what extent do you agree to the statement that your INDC should be revised to clarify objectives, improve description of planned measures, and/or provide clear figures of conditional mitigation targets?

Strongly disagree (1) ☐ Disagree (2) ☐ Neither agree or disagree (3) ☐ Agree (4) ☐ Strongly agree (5) ☐

To the extent possible, provide specific reasons for revision of your INDC:

3. What is the status of your NDC?

Implementation has not started (1) ☐ National consultations are undergoing (2) ☐ Concrete goals and actions are being discussed (3) ☐ Seeking technical and financial support (4) ☐ Under revision/update (5) ☐

Is support is regarding developing/updating/improving of national policy framework on mitigation needed to complement NDC implementation planning? If yes, please specify:

4. To what extent do you agree to the statement that the establishment of a centralized MRV system and a national coordination body in your country would facilitate the achievement of the objectives set out in the NDC?

Strongly disagree (1) ☐ Disagree (2) ☐ Neither agree or disagree (3) ☐ Agree (4) ☐ Strongly agree (5) ☐

Are you receiving support for the development of an MRV system in your country? If so, please specify.

5. To what extent do you agree to the statement that the development and implementation of CDM projects activities and PoAs would facilitate the achievement of the objectives set out in the NDC?

Strongly disagree (1) ☐ Disagree (2) ☐ Neither agree or disagree (3) ☐ Agree (4) ☐ Strongly agree (5) ☐

To the extent possible, please provide some details on why you agree or disagree with the statement.

6. To what extent do you agree to the statement that the development of Standardized Baselines would facilitate the achievement of the objectives set out in the NDC?

Strongly disagree (1) ☐ Disagree (2) ☐ Neither agree or disagree (3) ☐ Agree (4) ☐ Strongly agree (5) ☐

To the extent possible, please provide some details on why you agree or disagree with the statement.

7. To what extent do you agree to the statement that development and implementation of NAMAs would facilitate the achievement of the objectives set out in the NDC?

Strongly disagree (1) ☐ Disagree (2) ☐ Neither agree or disagree (3) ☐ Agree (4) ☐ Strongly agree (5) ☐

To the extent possible, please describe the challenges and barriers that your country is facing for designing and implementing of their NAMAs and the required support to alleviate them:

8. To what extent do you agree to the statement that finance mobilized through public entities would facilitate the achievement of the objectives set out in the NDC?

Strongly disagree (1) ☐ Disagree (2) ☐ Neither agree or disagree (3) ☐ Agree (4) ☐ Strongly agree (5) ☐

9. To what extent do you agree to the statement that finance mobilized through private entities would facilitate the achievement of the objectives set out in the NDC?

Strongly disagree (1) ☐ Disagree (2) ☐ Neither agree or disagree (3) ☐ Agree (4) ☐ Strongly agree (5) ☐

In your view, what is needed to facilitate the mobilization of private investment:

10. To what extent do you agree to the statement that the private sector plays a key role in the achievement of the objectives set out in the NDC?

Strongly disagree (1) ☐ Disagree (2) ☐ Neither agree or disagree (3) ☐ Agree (4) ☐ Strongly agree (5) ☐

11. To what extent do you agree to the statement that the lack of understanding of the NDC objectives and measures among other authorities in your country may hinder the achievement of the objectives set out in the NDC?

Report on the nationally determined contributions survey

Strongly disagree (1) ☐ Disagree (2) ☐ Neither agree or disagree (3) ☐ Agree (4) ☐ Strongly agree (5) ☐

12. To what extent do you agree to the statement that a better understanding of the technology needs in your country and the barriers to their adoption would facilitate the achievement of the objectives set out in the NDC?

Strongly disagree (1) ☐ Disagree (2) ☐ Neither agree or disagree (3) ☐ Agree (4) ☐ Strongly agree (5) ☐

Please further specify:

13. The Nairobi Framework Partnership is mapping the support needed by countries in relation to their NDCs. Please use the box below to share information about the areas of NDC implementation that you deem are in urgent need of receiving technical or financial support.

b. List of NFP partners

Nairobi Framework Partners

1. United Nations Framework Convention on Climate Change (UNFCCC)
2. United Nations Development Programme (UNDP)
3. World Bank (WB)
4. African Development Bank (AfDB)
5. United Nations Environment Programme (UNEP)
6. UNEP DTU Partnership (formerly UNEP Risø Centre (URC))
7. United Nations Conference on Trade and Development (UNCTAD)
8. International Emissions Trading Association (IETA)
9. Asian Development Bank (ADB)

Cooperating Organizations

1. Latin American Energy Organization (Olade)
2. Inter-American Development Bank (IDB)
3. Low Emissions Development Strategies (LEDS)
4. Institute for Global Environmental Strategies (IGES)
5. Corporación Andina de Fomento - Banco de Desarrollo de América Latina (CAF)

Report on the nationally determined contributions survey

c. List of countries that have responded to the survey

Asia:

1. Lebanon
2. Bhutan
3. Pakistan
4. Iraq
5. Bangladesh
6. Sultanate of Oman
7. Nepal
8. Tajikistan
9. Afghanistan
10. Cambodia
11. Fiji
12. The Philippines
13. Viet Nam
14. Syrian Arab Republic
15. Papua New Guinea
16. Palau
17. Kuwait
18. Indonesia

Caribe:

19. Haiti
20. Saint Lucia
21. Dominican Republic
22. Jamaica
23. Suriname
24. Antigua and Barbuda
25. St. Kitts and Nevis
26. Grenada
27. Guyana
28. Belize

Latin America:

29. Argentina
30. Brasil
31. Chile
32. Colombia
33. El Salvador
34. Guatemala
35. Honduras
36. Panamá
37. Perú
38. Uruguay
39. Mexico

West Africa:

40. Benin
41. Burkina Faso
42. Burundi
43. Cameroon
44. Central African Republic
45. Comoros
46. Cote d'Ivoire
47. Democratic Republic of Congo(DRC)
48. Gabon
49. Gambia
50. Guinea
51. Liberia
52. Madagascar
53. Mali

54. Niger
55. Sao Tomé and Príncipe
56. Senegal
57. Sierra Leone
58. Togo

East Africa:

59. Angola
60. Djibouti
61. Eritrea
62. Ethiopia
63. Kenya
64. Lesotho
65. Malawi
66. Mauritius
67. Mozambique
68. Namibia
69. Rwanda
70. Seychelles
71. Somalia
72. South Sudan
73. South Africa
74. Sudan
75. Swaziland
76. Uganda
77. United Republic of Tanzania
78. Zambia
79. Zimbabwe

Report on the nationally determined contributions survey

d. Responses to Question 13 of the Survey

Asia

| |
|--|
| Review of the conditional mitigation options/actions set out in the submitted INDCs. |
| The areas that country X requires urgent need of receiving technical or financial support is the Energy Sector. PNG is a developing country and there is a heavy dependence on the use of fossil fuel in the course of the economic development if there is a technical or financial support in the Energy Sector to promote clean energy would help a lot to achieve the objective set in the NDC which is to be 100% energy renewable by 2030. Secondly, Agriculture Forestry and Land use and others (AFOLU) is also an important sector we need support in technical or financial because they are the traditional major contributor of the ghg emission in the country. |
| Particularly on capacity building and demonstration projects |
| Development of Policy and Regulatory Framework for all Renewable Energy applications Strategic Development of Renewable Energy Implementation Target and Market Institutional and legal Framework Resource Mapping of Renewable Energy Sources and R&D Awareness Raising and Access to Information Developing Capacity building for Renewable Energy |
| Need to prepare the INDC Implementation Roadmap. Based on the Roadmap we need to engage in the immediate implementation of the INDC. As identified in Country X INDC our priority sectors are; energy, industry and transport (Please refer to Country X INDC for further clarification) |
| <ul style="list-style-type: none"> - Building national MRV systems at national and sectoral levels - Conducting assessments on mitigation technologies in INDC - Developing a mitigation roadmap to achieve targets specified in INDC - Promoting technology transfer in adaptation - Financing for climate change adaptation, mainly for maintenance of existing infrastructure and preventing natural disasters. |
| I think that we need an urgent support in the fields of implementing a national policy on climate change issues, and build the capacity of the national experts in all national sectors to make their strategies for GHG reduction and how to calculate that reduction scientifically, beside enhancing the ability to access the funds and to submit the projects in suitable way. |
| Country X needs long-term technical and financial support as well as long-term capacity building for NDC implementation. |
| We need capacity building in general mitigation assessment, modeling and planning for the long run. This should be capacity building for the long term cycles of NDC development and monitoring, rather than focus on short term interventions. In the immediate future support for mobilizing financial and technical support for NDC implementation is needed in the immediate term to demonstrate to domestic stakeholders that NDCs and the Agreement can be implemented nationally. |

Report on the nationally determined contributions survey

| |
|---|
| Energy Agriculture Transport Waste |
| Follow-up on implementation, including setting up a national institutional arrangement to oversee the needs and gaps of each sector in order to achieve the keyed targets in the INDC. Finance is crucial - however, knowing what funding is sources from where (national vs international; private vs public) is also important. |
| Needs assessment. Capacity building activities. |
| Transport sector is our biggest challenge now. The vessels and vehicles currently in use continue to emit carbon and there is no technology in country to curb it. The electricity generation sector is being augmented with renewable energy systems except |
| As Country X is currently in the process of implementing its INDC in producing all of its electricity from renewable energy, it is anticipated that energy storage problems may be encountered. As such, this is an area of urgent need in terms of technical and financial support in order to have Country X's INDC implemented successfully within the planned timeframe. |
| <p>As identified in INDC of Country X:</p> <ul style="list-style-type: none"> -Institutional arrangement development, -From early 2016 Country X should begin an inter-ministerial process for the development of a comprehensive plan for the implementation of the NDCs. Activities for the development of this plan are including: <ul style="list-style-type: none"> • More detailed analysis and development of each individual proposed policy and measure, • A detailed roadmap with a timeline for phased implementation and measurable milestones, • Design and implementation of the framework and infrastructure required for effective MRV and progress review, • Plans should be devised for sustainable earmarking of a proportion of the national budget for the continuation of national efforts to implement the activities, • Proposals for support should be prepared and submitted to existing and new sources of climate and development finance. -Compilation of a comprehensive implementation strategy, <p>Overall financial supports needed:</p> <ul style="list-style-type: none"> -Financial support of 3.4 billion USD on adaptation measures is the key importance. (As estimated in INDC) -Financial support of at least 3.5 billion USD on mitigation measures is the key importance. (As estimated in INDC) <p>In general, there is a need to outline adequately and prioritize properly key actions on mitigation and adaptation in line with national development strategies and action plans in order to identify possible financial sources with clear channeling schemes.</p> |

Africa

| |
|--|
| Technical assistance on MRV capacity building system; financial assistance on projects implementation. |
|--|

Report on the nationally determined contributions survey

| |
|---|
| <p>Updated INDC to have NDC will lead the country to:</p> <ul style="list-style-type: none"> - Concrete projects and programs formulated; - Projects and programs cost well assessed; - Well implementation of measures in NDC; - Set up institutional framework; -implementing planning developed; - MRV system implemented. |
| <p>The implementation of NDC areas we find useful to receive support are:</p> <p>In the energy sector, support for the extension of renewable energy, fuel production from biodegradable waste;</p> <p>In the agricultural sector, support for the coherence between the agricultural development plans and to control deforestation strategies or degradation (REDD +) through a National Development Plan and sustainable development of the territory in consultation with each of the sectors and regions (to be developed); the development of efficient agricultural mechanization and improved processing and packaging infrastructure to extend the value chain; Funding pilot projects on improving soil productivity, implementation of agricultural innovations; develop sustainable agriculture, sustainable or conservatory.</p> <p>In the territory development sector, support for the development of the National Development Plan and sustainable development of the territory in consultation with each of the sectors and regions; support for the consistency of the tenure system implementation through the zoning plans; support for updating national contingency plans, regional and departmental, growth and operationalization of emergency funds.</p> <p>In the forestry sector, support for the National inventory of forest resources; pressing the geo-spatial monitoring of forest resources; support for the implementation of the National Forest Monitoring System; Updating and implementation of NAMAs; support for the implementation of the National Action Plan for the Fight against Desertification; Support for the development and implementation of the National Reforestation Programme; appropriate support and transfer of appropriate technologies for sustainable forest management; financial support on the restoration of fragile ecosystems in the context of the fight against desertification and the restoration of mangroves; support for the establishment of permanent plots.</p> <p>In the water sector, support for the restoration and protection of Lake X; support for restoration of sensitive areas; management of surface and groundwater for water, protection of source of heads; Fixing the banks and soils; protection of water courses; Improving conditions for access to water in households.</p> |
| <p>Assistance on:</p> <ul style="list-style-type: none"> -technology transfer; energy; LULUCF; agriculture; waste management; industrials process. |
| <p>A start-up mission as part of the CDN is essential.</p> |
| <p>Capacity building, financing.</p> |
| <p>adaptation: improvement of knowledge;</p> <p>LULUCF : implementation of PNAT;</p> <p>Energy: development of clean energy, interconnexion between countries and energy efficiency.</p> |

Report on the nationally determined contributions survey

| |
|---|
| <p>The areas of the Country X's NDC that require urgent Technical and financial support are:</p> <ul style="list-style-type: none"> • Reducing emissions from rice production • Enhanced forest management • Improved cookstoves • Enhanced renewable energy (solar and wind) up to 20% of total electricity production • Promotion of solar water heating for the residential, commercial, industrial, agricultural and tourism sectors • Introduction of a biofuel quota of 10% • Replacement of 300,000 incandescent light bulbs with efficient alternatives • Introduction of a waste management system, including methane capture in landfills and a composting facility • Reduction of transmission losses to 12% of total electricity production. |
| Water resources, Protection, conservation and ecosystem management of the coastal zone, agriculture, energy sources, mining sector. |
| <ul style="list-style-type: none"> • Priority Setting Workshop mitigation actions • Launch of a study on the future projection scenarios and development trajectories <ul style="list-style-type: none"> • Training on methods of assessment of renewable energy potentials, particularly solar and wind • Project Design bankable • Evaluation of concept related needs "restrained economic development in the country carbon-based INDC" (energy, agriculture, forestry, waste) • Implementation of legal instruments governing the NDC in the country ; MRV Registry, reference. |
| Energy (renewable energy; energy efficiency); transport; agriculture; breeding; waste. |
| Updating INDC; scaling of best practices in sustainable land management; promotion of renewable energy; establishment of NAMA framework; development of the NAP. |
| Draft studies and projects on renewable energy (solar and hydro); institutional assistance for MRV system for INDC; institutional assistance to DNA on GCF. |
| The implementation of MRV systems, supporting the development of CDM or NAMA programs, the institutional arrangement required for a proper coordination of the implementation and monitoring. |
| Energy, agriculture, forestry, transport. |
| From NDC to Renewable Energy |
| <p>Priorities :</p> <ul style="list-style-type: none"> - Renewable energy and energy efficiency (buildings, rural electrification, grid-connection, efficient appliances...) - Clean transport - Finance mobilization |
| <p>Country X has mainstreamed its INDC in its National development Plan and its implementation has started. The INDC has Means of implementation support (capacity building, technology) and also financial support for mitigation & adaptation actions implementation.</p> <p>The mitigation part is estimated to cost the country 150billion USD which is going to be covered nationally from internal resource and from international support.</p> <p>The adaptation /resilience actions are not estimated nationally but sector resilience strategies have the estimate which will be summed up to national estimate when all the sectors complete the preparation .So far Agriculture, Forest Water Energy CRs are completed .Transport, health are at completion stage .Urban & Industry are starting to prepare their CRs.</p> |

Report on the nationally determined contributions survey

| |
|---|
| Waste management, Restoration of degraded vegetation & forest |
| Restoration of degraded lands and reforestation of degraded forests; and urban transport. |
| Energy sector, Agricultural sector, Forestry sector, Buildings, Transport, Waste, Industry etc. |
| <p>1). The energy sector as the country would want to expand its hydroelectric power as well as engage in solar technologies</p> <p>2, afolu sector as the country economy depends on agriculture for economy, use of climate smart agricultural practices will ensure the economy is boosted and also the rate of deforestation is high to meet energy demands</p> <p>3. Waste sector to properly promote solid and water waste reduction</p> |
| <p>Moving from set targets to the framing of concrete projects for implementation, backed with ways to seek financial support from climate funds.</p> <p>The measures identified in the INDC which require urgent action are listed below:</p> <ul style="list-style-type: none"> • Expansion in solar, wind and biomass energy production and other renewable energy sources. • Gradual shift towards the use of cleaner energy technologies, such as LNG, among others. • Modernization of the national electricity grid through the use of smart technologies, which is a prerequisite to accelerate the uptake of renewable energy. • Efficient use of energy through the deployment of appropriate technologies in all sectors of the economy, including an eco-friendly manufacturing sector, and awareness raising on energy conservation. • Sustainable transportation, including promotion of energy efficient mass transportation systems based on hybrid technologies and cleaner energy sources. |
| Mitigation – technology and financial support – project activities and Adaptation – technology, capacity building and financial support |
| Biodiversity, water, early warning systems and capacity building |
| No input provided |
| <p>Developing a sustainable GHG inventory system in terms of technical and financial support</p> <p>Development of Adaptation plan</p> <p>Implementation of the contribution in doubling the share of renewable energy in the energy mix.</p> |
| <p>For mitigation, Country X in its INDC is to focus on implementation of a series of policies and measures in the energy supply, forestry and wetland sectors. In the business-as-usual (BAU) scenario the estimated emissions in 2030 will be 77.3 Million tons of carbon dioxide equivalent per year (MtCO₂/yr). The estimated potential cumulative impact of the policies and measures could result in approximately 22% reduction of national greenhouse gas emissions in 2030 compared to business-as-usual. The country proposes to implement the identified policies and measures, and their impact may be higher or lower than these estimations illustrated in the INDC report.</p> |
| <p>a. Exploring and investing in the energy diversification system to ensure overall energy security for economic development through enhanced availability, affordability and reliability while contributing towards energy emissions intensity reduction over time.</p> <p>b. Promotion of clean technologies for power generation; and diverse renewable sources such as geothermal, wind, solar and renewable biomass.</p> <p>c. Expanding the use of natural gas for power production, cooking, transport and thermal services through improvement of natural gas supply systems throughout the country.</p> <p>d. Promoting energy efficient technologies for supply, transmission/transportation and demand side</p> |

Report on the nationally determined contributions survey

| |
|--|
| as well as behavioral change in energy use. e. Promoting rural electrification |
| a) Technical and financial support in implementation of Renewable Energy and energy Efficiency b) Technical Support in designing and implementation of sustainable charcoal production c) Technical and financial support in the implementation of sustainable agriculture |
| 1. Development of Standardized Baselines for all sectors that is industry, energy, transport, Agriculture, forest. 2. Establishment of a centralized MRV system 3. National coordination and Institutional framework strengthening 4. Revision of the INDC to include other sectors and clarify conditional and unconditional targets 4. Low Emission Investment Planning and Private Sector Participation Technical assistance 5. Capacity building for Accessing Climate Finance under Various market mechanisms 6. Awareness rising to all stakeholders 7. Forestry emission baselines and REDD+ and Forestry strategies for carbon sinks. |

Latin-America

| |
|--|
| The sectors that contribute to the goal of 15% reduction of emissions are: Energy, Agriculture, Waste and Industrial Processes that need technical and financial support for the definition of specific measures to fulfill this goal. The LULUCF sector needs a lot of technical and financial support for the definition of specific measures to fulfill two sectoral objectives. |
| NDC focus on the Energy sector and in LULUCF, so we required support as soon as possible |
| National Transparency System, NAP, update, long term strategy. |
| Transport |
| Gas and Petro, transport, waste management, and electric generation |

Caribbean

| |
|--|
| - Development and deployment of renewable energy systems and energy efficiency. - Biofuels development. - Indoor climate control. |
| NAMA design and implementation |
| The development of legal and regulatory frameworks to drive efficiency interventions in the private sector, as well as to enhance data collection. This is within the framework of the Special Initiative for Low Carbon Development, as outlined in Country X's Climate Change Policy Framework; and in keeping with the recent scoping study on the transition to a green economy which was recently concluded in partnership with the UNEP; and the need to be compliant with coming reporting obligations under the Paris Agreement. |

Report on the nationally determined contributions survey

The priority areas for INDC implementation were identified in Country X's INDC and are (the first one is priority):

- Support for the development of a Technology Strategy and Road Map that includes repurposing, decommissioning, and disposing of stranded assets
- Comprehensive assessment of the national costs of adaptation and mitigation
- Technology, human resources and financial capacity assessment
- Elaboration of a National Adaptation Plan
- Enhancing Measurement, Reporting and Verification (MRV) processes
- Development of standardized baselines to assess and monitor the impacts of implementing INDC adaptation and mitigation initiatives
- Support for data collection, storage and management
- Support for education, training, public awareness, public participation, public access to information, and international cooperation throughout implementation of the INDC targets.

Two areas that urgently need technical and financial support are renewable energy and transport

Report on the nationally determined contributions survey

DISCLAIMER: This report has been prepared, on behalf of the NFP, by Ms. Maria Laura Vinuela, team lead of the Regional Collaboration Center (RCCs) in St. George's, Grenada with the special support of David Do (St. Georges University) and the RCCs in Lomé (Togo), Kampala (Uganda), Bangkok (Thailand), Bogotá (Colombia) and partner organizations to the NFP.

Comments to this report are welcome at rcc.stgeorges@unfccc.int.