



Monitoring report form for CDM project activity
(Version 06.0)

Complete this form in accordance with the instructions attached at the end of this form.

MONITORING REPORT

Title of the project activity	Improving Kiln Efficiency In The Brick Making Industry In Bangladesh (Bundle-2)	
UNFCCC reference number of the project activity	6085	
Version number of the PDD applicable to this monitoring report	Version 08	
Version number of this monitoring report	01	
Completion date of this monitoring report	08/01/2018	
Monitoring period number	Third Monitoring Period	
Duration of this monitoring period	01/01/2016 to 31/12/2017	
Monitoring report number for this monitoring report	01	
Project participants	<ul style="list-style-type: none"> • Industrial and Infrastructure Development Finance Company Ltd. (IIDFC) (Private Entity), Bangladesh • International Bank for Reconstruction and Development (IBRD) as Trustee of the Danish Carbon Fund • Danish Ministry of Climate, Energy and Building / Danish Energy Agency, Denmark. • Walloon Air and Climate Agency, Belgium. • Bruxelles Environment – IBGE, Belgium. • Kommunal Kredit Public Consulting GmbH, Austria. • Fujifilm Corporation 	
Host Party	Bangladesh	
Sectoral scopes	4: Manufacturing Industries	
Applied methodologies and standardized baselines	AMS-II.D – Energy efficiency and fuel switching measures for industrial facilities, version 12, EB 51	
Amount of GHG emission reductions or net anthropogenic GHG removals achieved by the project activity in this monitoring period	Amount achieved before 1 January 2013	Amount achieved from 1 January 2013
	0 t CO ₂ e	31,580 t CO ₂ e

Amount of GHG emission reductions or net anthropogenic GHG removals estimated ex ante for this monitoring period in the PDD	61,226 t CO ₂ e ¹
--	---

¹ As per PDD, 30,613 t CO₂e is estimated annually. Estimated CER for the monitoring period is (30,613×2)=61,226 t CO₂e

SECTION A. Description of project activity

A.1. General description of project activity

Brick making is a highly energy-intensive activity and is one of the largest sources of greenhouse gas (GHG) emissions in the country. By employing the technology embodied in the Hybrid Hoffman Kiln (HHK), the project piloted the introduction of modern and sustainable brick making technology to Bangladesh. The purpose of the project was to construct six² new energy efficient Hybrid Hoffman Kiln (HHK) brick making units for reducing CO₂ emissions in Bangladesh.

Clay bricks, one of the most popular construction materials in Bangladesh, are generally produced by Fixed Chimney Kilns (FCKs). They produce this bricks using a very ancient technology where the heat loss is very high combined with inefficient burning of the fuel thus increasing coal consumption that results in further CO₂ emission. Moreover, these kilns operate only during the dry season.

The HHK is a hybrid version of the Hoffman Kiln technology, which was developed in Germany in the mid-nineteenth century. Since then, it has been modified to improve heat retention in the kilns and to capture the waste heat from the flue gas for recirculation in the drying chamber. In addition, the coal consumption is reduced by mixing a small amount of pulverised coal with the clay to introduce internal baking.

The production capacity of a HHK varies from a minimum of 50,000 bricks per day to several multiples of 50,000 bricks per day. Though each kiln by itself would qualify as a Clean Development Mechanism (CDM) project, the project has bundled the six HHKs, the aggregate maximum daily production capacity of which is 300,000 bricks per day, into one Project Design Document (PDD) for reducing the CDM transaction costs, whilst remaining within the small-scale threshold for this type of project activity.

Industrial & Infrastructure Development Finance Company Ltd. (IIDFC), a Bangladesh based Financial Institution, acts as the bundling agent for the two kiln owners four kilns under one brick company and two kilns under another). The construction of the first kiln (Eeta Kiln 1) under this project started in 20/02/2010. The construction of Bricks 2010 Kiln 1 started on 15/10/2011. More details on implementation and operational timeline of each kiln are provided in section B.1.

The project was registered on 31/07/2012³. This report presents the emission reductions achieved for the period from 01/01/2016 to 31/12/2017. The total emission reduction reported for this monitoring period is 31,580 t CO₂e.

² Shiekh Brother's Enterprises Ltd. (Kiln 1 and 2) was part of the bundle during registration of PDD. The kilns will not be constructed anymore and they are dropped out of bundle. Hence, these two kilns are removed from PDD through Post Registration Changes (PRC). <https://cdm.unfccc.int/PRCContainer/DB/prcp900477827/view>

³ <http://cdm.unfccc.int/Projects/DB/DNV-CUK1334835346.18/view>

A.2. Location of project activity

Locations of the six HHK facilities are furnished in the table 1 below-

Table 1: Location of kilns

HHK Facility	Daily Brick Production	Host Party	Region / State/ Province	City / Town/ Community	Latitude, °N
					Longitude, °E
Eeta and Tiles Ltd. (Eeta Kiln 1)	50,000	Bangladesh	Dhaka Division	Gazipur	+24.03935
					+90.36975
Eeta and Tiles Ltd. (Eeta Kiln 2)	50,000	Bangladesh	Dhaka Division	Gazipur	+24.03935
					+90.36975
Eeta and Tiles Ltd. (Eeta Kiln 3)	50,000	Bangladesh	Dhaka Division	Gazipur	+24.03935
					+90.36975
Eeta and Tiles Ltd. (Eeta Kiln 4)	50,000	Bangladesh	Dhaka Division	Gazipur	+24.03935
					+90.36975
Bricks 2010 Ltd. (Bricks 2010 Kiln 1)	50,000	Bangladesh	Dhaka Division	Tangail	+24.10278
					+90.1962
Bricks 2010 Ltd. (Bricks 2010 Kiln 2)	50,000	Bangladesh	Dhaka Division	Tangail	+24.10278
					+90.1962

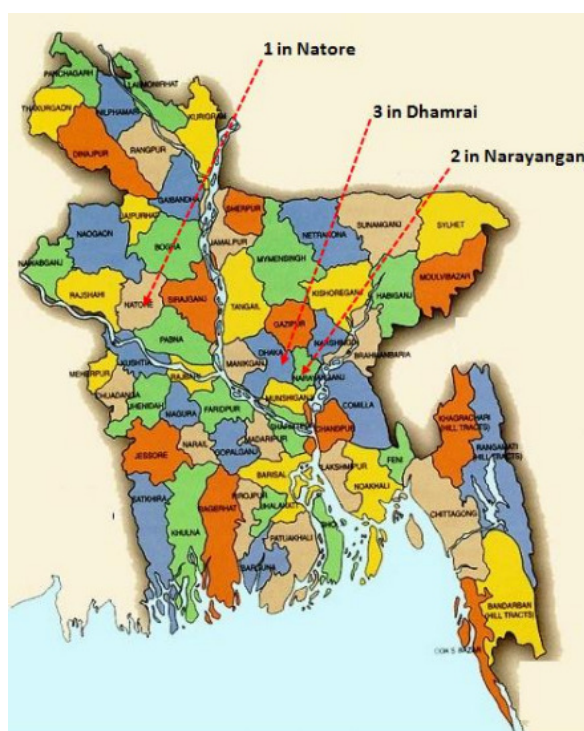


Figure 1: Map showing location of project kilns and the distribution of brick making activities

A.3. Parties and project participants

Parties involved	Project participants	Indicate if the Party involved wishes to be considered as project participant (Yes/No)
Bangladesh (host)	Industrial and Infrastructure Development Finance Company Ltd. (IIDFC) (Private Entity),	No
Denmark	<ul style="list-style-type: none"> Danish Ministry of Climate, Energy and Building / Danish Energy Agency International Bank for Reconstruction and Development (IBRD) as Trustee of the Danish Carbon Fund (DCF) 	Yes
Belgium	<ul style="list-style-type: none"> Bruxelles Environment – IBGE Walloon Air and Climate Agency 	Yes
Japan	Fujifilm Corporation	No
Austria	Kommunal Kredit Public Consulting GmbH	No

A.4. Reference to applied methodologies and standardized baselines

Title : Type II – Energy Efficiency Improvement Projects
 Reference : AMS-II.D – Energy Efficiency and Fuel Switching Measures for Industrial Facilities⁴
 Version : 12, EB 51, December 2009
 Sectoral Scope : 4, Manufacturing Industries

The following CDM Executive Board guidelines and tools are also considered and applied:

- Tool to calculate the emission factor for an electricity system, Version 2, EB 50, Annex 14⁵;
- Guidelines for Objective Demonstration and Assessment of Barriers, version 1.0, EB 50⁶
- Guidelines for sampling and surveys for CDM project activities and programme of activities, version 3.0, EB 75⁷ (as followed in PRC PDD)

A.5. Crediting period type and duration

As per PDD version 08, dated 18/04/2014, the crediting period starts from 01/09/2012. However, the kilns did not start commercial operation before 25/11/2013 (EETA Kiln 1). Hence, a Post registration change was requested without prior approval of CDM EB (as per paragraph 275 (b) of CDM Project Standard, version 07, EB 79), to change the crediting period start date as 25/11/2013 in place of 01/09/2012 and got approved on 07/11/2014.

Fixed crediting period of 10 years starting from 25/11/2013 to 24/11/2023 is chosen.

Monitoring period reported here is from 01/01/2016 to 31/12/2017.

⁴ <http://cdm.unfccc.int/methodologies/DB/S7EJ89D7U1PNYX1LMI4E3PU1QB1HSQ>

⁵ <https://cdm.unfccc.int/methodologies/PAMethodologies/tools/am-tool-07-v2.pdf>

⁶ https://cdm.unfccc.int/EB/050/eb50_repan13.pdf

⁷ http://cdm.unfccc.int/filestorage/e/x/t/extfile-20131010103828384-meth_guid48.pdf/meth_guid48.pdf?t=VzV8bmwwbHYxfDBlou_BWCE16E9nXjr4L72j

SECTION B. Implementation of project activity

B.1. Description of implemented project activity

Technology description

Initially at the time of the registration, a total of eight brick kilns based on the HHK technology were planned to be constructed at different locations in Bangladesh.

The brick production involves the following processes:

Clay extraction, transportation and preparation: The clay is excavated by hydraulic excavator or by hand from a nearby area and transported to the kiln clay stock yard by trucks. The clay is then crushed by means of roller mill, followed by a double-shaft mixer, where water is added to ensure 15% moisture content.

Pulverized coal introduction and shaping the brick: Pulverized coal is mixed with the clay, which is fed into a vacuum extruder. A column of clay is pushed out/extruded. This is then cut into the green bricks, which are then manually loaded onto a drying car for drying.

Brick drying: The drying car is then moved into the drying tunnel. The drying cycle lasts for about 22-26 hours. The hot air in the drying tunnel is sucked in from the annular kiln.

Brick firing: The dried green bricks are removed from the drying tunnel and then loaded manually into the annular HHK kiln. The speed of firing is 1.25 m/h at a sintering temperature of around 950°C - 1050°C. The fired bricks are unloaded and conveyed manually in carts to the stacking yard.

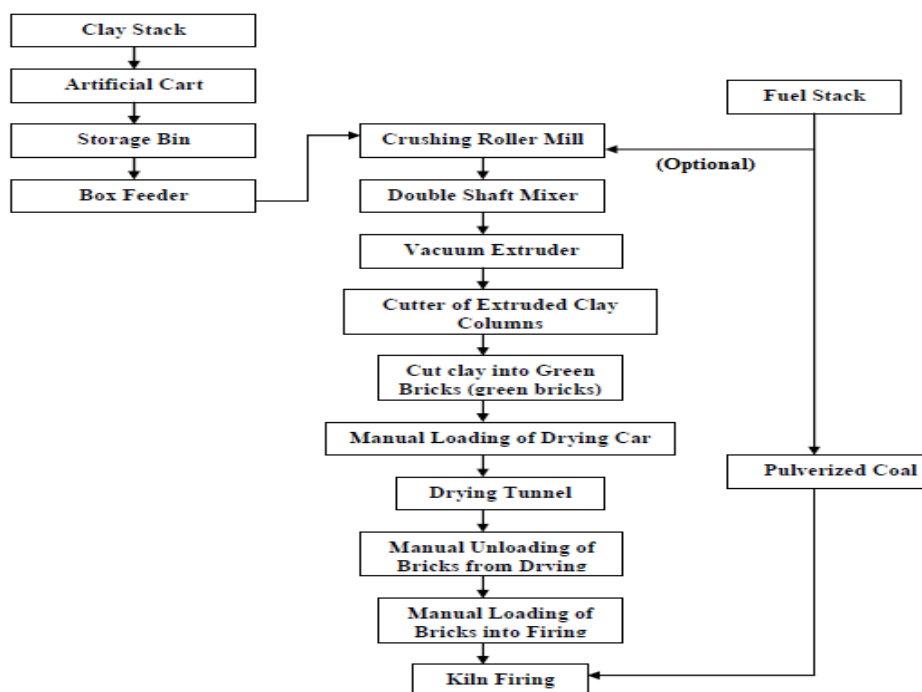


Figure 2: Process Flow Diagram of a HHK unit

During this monitoring period (01/01/2016 to 31/12/2017), the kilns were operating at 45 - 90% of their rated production capacity. The reason for less brick production during the monitoring period is mainly due to the extended monsoon this year, which resulted in shortfall of raw material supply and slowed down the construction sector.

Implementation and Operation of the Project Activity

The idea of the project at the time of registration was to construct eight HHK based brick making units at different locations in Bangladesh.

Shiekh Brother's Enterprises Ltd. (Kiln 1 and 2) was earlier part of the bundle during the registration of PDD. These kilns will not be constructed anymore and they are dropped out of bundle. Hence, these two kilns are removed from the PDD during the Post Registration Changes (PRC).

The technology was imported from China by the brick kiln owners. Kilns were designed and constructed to operate throughout the year in all seasons. However, to undertake corrective and preventive maintenance, the kilns may be closed for 1-2 months a year. The project implementation and operational details of the kilns during this monitoring period (01/01/2016 to 31/12/2017) are given below.

Table 2: Project implementation details

HHK Facility	Construction start date	Commissioning date	Commercial operation date	Is the kiln in continuous operation other than the maintenance period?	Operational days in the monitoring period
Eeta Kiln 1	20-02-2010	20-10-2013	25-11-2013	yes	730
Eeta Kiln 2	15-01-2010	18-01-2014	02-02-2014	yes	730
Eeta Kiln 3	15-01-2017	-Not applicable-	-Not applicable-	-Not applicable-	-Not applicable-
Eeta Kiln 4	Not yet started	-Not applicable-	-Not applicable-	-Not applicable-	-Not applicable-
Bricks 2010 Kiln 1	15-09-2011	17-06-2013	05-05-2014 ⁸	yes	718
Bricks 2010 Kiln 2	Not yet started	-Not applicable-	-Not applicable-	-Not applicable-	-Not applicable-

B.2. Post-registration changes

B.2.1. Temporary deviations from the registered monitoring plan, applied methodologies or standardized baselines

There are no temporary deviations from the registered monitoring plan or applied methodologies as per the revised PDD version 08, dated 08/04/2014 which was approved by UNFCCC through a Post Registration Change (PRC) request⁹ (ref no: PRC-6085-001) on 19/08/2014.

⁸ The commercial operation of kiln 1 was delayed due to the presence of leakages in the kiln. Initial operation of the kiln was uneven which lead to incomplete baking and inferior quality of baked bricks. Therefore the kiln was shut down and repair works were carried out until 05/05/2014

⁹ <https://cdm.unfccc.int/PRCContainer/DB/prcp900477827/view>

B.2.2. Corrections

Not applicable

B.2.3. Changes to the start date of the crediting period

As per PDD version 08, dated 18/04/2014, the crediting period starts from 01/09/2012. However, the kilns did not start commercial operation before 25/11/2013 (EETA Kiln 1). Hence, a Post registration change was requested without prior approval of CDM EB (as per paragraph 275 (b) of CDM Project Standard, version 07, EB 79), to change the crediting period start date as 25/11/2013 in place of 01/09/2012 and got approved on 07/11/2014.

B.2.4. Inclusion of monitoring plan

Not applicable

B.2.5. Permanent changes to the registered monitoring plan, or permanent deviation of monitoring from the applied methodologies, standardized baselines, or other applied standards or tools

After the registration of the project, there were few changes in the registered monitoring plan. The changes were carried out in the revised PDD version 08, dated 18/04/2014 and was approved by UNFCCC through a Post Registration Change (PRC) request¹⁰ (ref no: PRC-6085-001) on 19/08/2014. The main changes to the registered project were as follows:

1. Measuring equipment of coal consumption revised from weighbridge to digital weighing scale. The coal consumption will be measured by counting the number of buckets/sacks of coal consumed per day. Each of the bucket/sack of coal is weighed to determine the weight of a bucket of coal using a digital weighing scale.
2. QA/QC procedures for ensuring the accuracy of digital weighing scales are added to the purchase new weighing scale every year
3. Measuring equipment of diesel consumption revised from flow meter to measuring cans
4. QA/QC procedures for ensuring the accuracy of measuring cans are added to purchase new measuring cans every year
5. Removal of calibration requirement for energy meters. There is no calibration procedure existing for the energy meters in Bangladesh. A letter from Bangladesh DNA is provided as a proof of evidence for the same.
6. Brick sampling procedures is revised to multi-stage cluster sampling as per the latest "Guidelines for sampling and surveys for CDM project activities and programme of activities, version 03.0, EB 75"

B.2.6. Changes to project design

At the time of the registration, a total of eight brick kilns based on the HHK technology were planned to be constructed at different locations in Bangladesh. Sheikh Brother's Enterprises Ltd. (Kiln 1 and 2) was earlier part of the bundle during registration of PDD. These kilns will not be constructed

¹⁰ <https://cdm.unfccc.int/PRCContainer/DB/prcp900477827/view>

anymore and they are dropped out of bundle. Hence, these two kilns are removed from the PDD through Post Registration Changes (PRC).

The above corrections reflected in revised PDD version 08, dated 18/04/2014 and was approved by UNFCCC through a Post Registration Change (PRC) request¹¹ (ref no: PRC-6085-001) on 19/08/2014.

SECTION C. Description of monitoring system

The details of monitored parameters and their method of collection are described in Section D.2. The monitored data were recorded manually by the kiln operators during the kiln operation on daily basis. Data monitoring points are indicated below in the figure 2.

Each kiln owner has employed a competent person in his kiln/office as the CDM monitoring and compliance officer, whose responsibility is to collect the monitored data as described in Section D.2. The CDM monitoring and compliance officer collects the monitored data from different departments/sections of the kiln as given in Figure 2 and compiles the data in the excel format provided by IIDFC, the bundling agent. He is also responsible for monthly delivery of electronic version of the monitored data to IIDFC. Monitoring officer of IIDFC collects the data from each kiln on a monthly basis, creates the monitoring sheets (consolidated details of all the kilns) and submits these reports to IIDFC senior officer.

IIDFC had conducted various training sessions to the kiln CDM monitoring and compliance officers and the kiln operators. Training materials were provided to them. Standard data collection formats were prepared by IIDFC and were provided to the kilns. The brick kilns were also guided through the CDM monitoring mechanisms in terms of record keeping, overall maintenance and procedures for the corrective action to be taken.

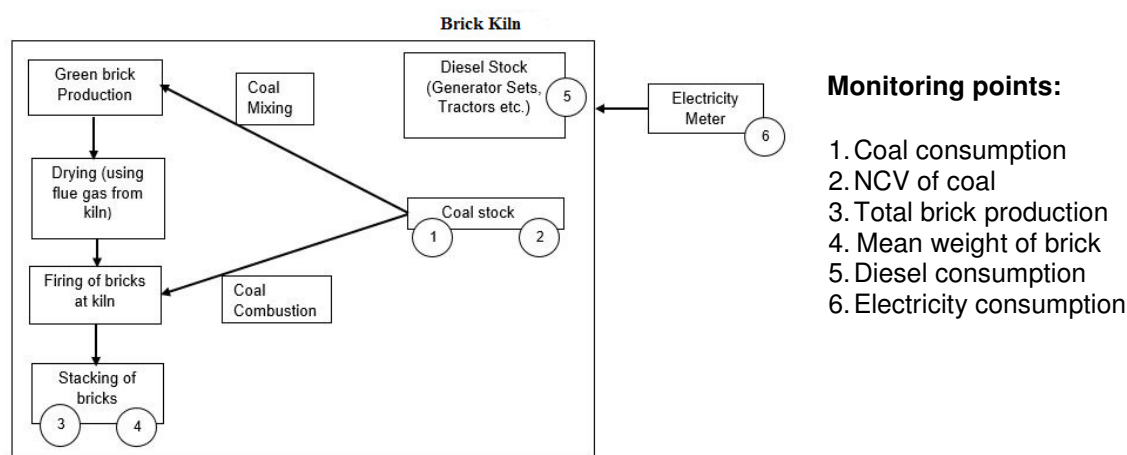


Figure 3: Location Points of Data Monitoring

An annual audit was also carried out for 3 consecutive days, at each brick kiln by IIDFC to review the CDM compliance practices. The results were presented as a report to the kilns. Improvements in monitoring system such as use of daily CDM log sheet to improve data recording were suggested. The details of the period of audit at each kiln are mentioned in table 3.

¹¹ <https://cdm.unfccc.int/PRCContainer/DB/prcp900477827/view>

Table 3: Audit days of the kilns

No.	Kiln name	Audit days for the Year 2016	Audit days for the Year 2017
1.	EETA & Tiles Ltd	December 20-22, 2016	August 04-06, 2017
2.	Bricks 2010 Ltd	October 10-12, 2016	August 18-20, 2017

The monitoring operations were carried out according to the following table:

Table 4: CDM monitoring and responsibilities

Task and area of responsibility	Method used	Frequency	Responsible Person	Responsible Entity
Measurement of monitored data	Manual measurement, data recording	Daily	Operator in-charge	Respective kiln
Electronic recording	Data transfer to electronic workbook format provided by IIDFC	Daily	CDM compliance and monitoring officer	Respective kiln
Collection and storage of data (measured, calculated, estimated data)	Collection of monitoring data from each kiln	Monthly	Monitoring Officer	IIDFC
Calculation of the emission reductions and any deviations from projections	As per PDD/monitoring plan with excel spreadsheets	Yearly	Monitoring Officer	IIDFC
QA/QC	As per the Operation and Monitoring Plan (OMP)	Yearly	Monitoring Officer	IIDFC
Kiln staff training (CDM monitoring)	Training program as and when required	As and when required	IIDFC or their Consultants	IIDFC
Approval of monitoring reports and achieved ERs	Not applicable	Yearly	Project in-charge	IIDFC

SECTION D. Data and parameters

D.1. Data and parameters fixed ex ante

Data/Parameter	CV_{coal, FCK}
Unit	TJ/kg
Description	Net calorific value (energy content) per mass unit of a fuel (<i>calorific value of the coal used in the baseline</i>)
Source of data	Coal specifications reported by Barapukuria Coal Mining Company Limited (BCMCL) (http://www.bcmcl.org.bd/)
Value(s) applied	6,135 kCal/kg or $6,135 \times 4.186 \times 10^{-9}$ TJ/kg
Choice of data or measurement methods and procedures	Fixed ex-ante value
Purpose of data/parameter	To calculate baseline emissions
Additional comments	Not applicable

Data/Parameter	CEF_{coal}
Unit	t C/TJ
Description	Carbon emission factor per energy unit of coal
Source of data	2006 IPCC Guidelines for National Greenhouse Gas Inventories: Chapter 1: Introduction, Table 1-3; Default values of carbon content, pg.21
Value(s) applied	25.80
Choice of data or measurement methods and procedures	Fixed ex-ante value
Purpose of data/parameter	To calculate baseline emissions
Additional comments	Not applicable

Data/Parameter	CF
Unit	t CO _{2e} /t C
Description	Carbon to CO ₂ conversion factor
Source of data	Not applicable
Value(s) applied	3.66
Choice of data or measurement methods and procedures	Fixed ex-ante value
Purpose of data/parameter	To calculate baseline emissions
Additional comments	Not applicable

Data/Parameter	EF_{CO₂, Elec}
Unit	t CO _{2e} /MWh
Description	Grid emissions factor per MWh of power produced

Source of data	Bangladesh Designated National Authority, letter dated 09/02/2011
Value(s) applied	0.62
Choice of data or measurement methods and procedures	Fixed ex-ante value
Purpose of data/parameter	To calculate baseline emissions
Additional comments	Not applicable

Data/Parameter	SEC_{FCK, Bricks}
Unit	TJ/kg-brick
Description	Specific energy consumption per kg-brick in conventional FCK kilns Key value in determining the current energy consumption of the existing Fixed Chimney Kilns (FCK) in Bangladesh
Source of data	Calculation result using equation
Value(s) applied	2.125×10^{-6}
Choice of data or measurement methods and procedures	It has been fixed ex-ante. In the absence of published data, calorific value of Barapukuria coal 6,135 kCal/kg (as measured for this project) and coal use of 24 tons per 100,000 bricks were utilized to calculate the Specific Fuel Consumption per kg-bricks in the baseline (FCK) technology.
Purpose of data/parameter	To calculate baseline emissions
Additional comments	Not applicable

Data/Parameter	SFC_{FCK, Bricks}
Unit	kg of coal/brick
Description	Specific fuel (coal) consumption (SFC) per unit FCK brick
Source of data	1. Clean Development Mechanism Project Opportunities in Bangladesh, Pre-Feasibility Report on a Brick Manufacturing Fuel Substitution CDM Project, Bangladesh University of Engineering, December 2002, Table A, pg 3: http://pubs.pembina.org/reports/cdm_bangladesh_brickkilns.pdf 2. Emissions Baseline Report for the IKEBMI Project (PDF-B Phase BGD/04/014) by The Louis Berger Group, Washington DC, June 2006, Table 2, pg 3
Value(s) applied	0.24
Choice of data or measurement methods and procedures	Country specific SFC data for FCK is available and therefore used. This value is used only to calculate the specific energy consumption per kg-brick (SEC _{FCK, Bricks}) in conventional FCK kilns
Purpose of data/parameter	To calculate baseline emissions
Additional comments	Not applicable
Data/Parameter	M_{FCK,brick}
Unit	kg/brick
Description	Weight of a single FCK brick
Source of data	As per IIDFC study titled "Weight of Bricks in Bangladesh, 2009"
Value(s) applied	2.9

Choice of data or measurement methods and procedures	Average specific weight per unit brick was determined through direct measurement of a substantial number of FCK bricks. This value is used to calculate only the specific energy consumption per kg-brick (SECFCK, Bricks) in conventional FCK kilns.
Purpose of data/parameter	To calculate total mass of brick produced per year
Additional comments	Not applicable

Data/Parameter	NCV_{Diesel,y}
Unit	TJ/kl
Description	Weighted average net calorific value of diesel (fuel type) in year y
Source of data	IPCC default values at the upper limit of the uncertainty at a 95% confidence interval as provided in Table 1.2 of Chapter 1 of Vol. 2 (Energy) of the 2006 IPCC Guidelines on National GHG Inventories
Value(s) applied	0.036509
Choice of data or measurement methods and procedures	In mass unit, the value is 43.3 TJ/Gg or 43.3 MJ/kg. The density used for the conversion is 0.8432 kg/litre.
Purpose of data/parameter	To calculate project emissions
Additional comments	Not applicable

Data/Parameter	Density_{Diesel,y}
Unit	kg/litre
Description	Density value of diesel (fuel type) in year y
Source of data	IPCC default values as provided in Table 11 (pg. 81) of Chapter Energy of the 2002 IPCC Background Papers on Good Practice Guidance and Uncertainty Management in National Greenhouse Gas Inventories
Value(s) applied	0.8432
Choice of data or measurement methods and procedures	Density = 1/Specific volume. The specific volume published by IPCC is 1,186 kilolitre/Gg or 1.186 litre/kg.
Purpose of data/parameter	To calculate project emissions
Additional comments	Not applicable

Data/Parameter	EF_{CO2, Diesel,y}
Unit	t CO ₂ /TJ
Description	Weighted average CO ₂ emission factor of diesel fuel type) i in year y
Source of data	IPCC default values at the upper limit of the uncertainty at a 95% confidence interval as provided in Table 1.2 of Chapter 1 of Vol. 2 (Energy) of the 2006 IPCC Guidelines on National GHG Inventories
Value(s) applied	74.8
Choice of data or measurement methods and procedures	Default data from IPCC is used, in the absence of values provided by the fuel supplier in invoices, measurements by the project participants and regional or national default values.
Purpose of data/parameter	To calculate project emissions
Additional comments	Not applicable

D.2. Data and parameters monitored

Data/Parameter	TC _{Coal,i,y}				
Unit	Tonnes/year				
Description	Total consumption of coal for brick making in brick kiln i in year y				
Measured/calculated/default	Measured using digital weighing scale				
Source of data	Invoices from the coal suppliers and coal consumption registers				
Value(s) of monitored parameter		Serial	Kiln Name	Tonnes/year	
		1.	EETA & Tiles Ltd	6,056.75	
		2.	Bricks 2010 Kiln 1	4,110.00	
Monitoring equipment	Digital weighing scale (used for both coal and brick weight measurement):				
	Monitoring Year: 2016				
	Serial	Kiln Name	Make	Accuracy (± full scale reading)	Purchase date
	1.	EETA & Tiles Ltd	Kamry	1/3000	04/11/2016
	2.	Bricks 2010 Kiln 1	Excel	1/3000	26/04/2016
	Monitoring Year: 2017				
	Serial	Kiln Name	Make	Accuracy (± full scale reading)	Purchase date
	1.	EETA & Tiles Ltd	Mega	1/3000	02/11/2017
	2.	Bricks 2010 Kiln 1	Mega	1/3000	24/04/2017
	Measuring/reading/recording frequency	Every brick production day			
Calculation method (if applicable)	The coal consumption at the kiln is measured through counting the number of buckets/sacks of coal consumed per day. A bucket/sack of coal is weighed to determine the weight of a bucket of coal using a digital weighing scale. The coal purchased is also cross verified by the supplier invoice provided with each coal consignment. The records are maintained at the kiln office for the amount of coal consumed, which can be cross checked against the invoices taking into account the balance of coal not consumed for the monitoring period concerned.				
QA/QC procedures	Coal stock at the end of each verification period is estimated and noted down. The coal stock register is used to cross check the brick production. The kilns may purchase a new weighing scale every year or calibrate the existing weighing scale in case the calibration services/facilities become more affordable, during that monitoring period. In case of any delay in procuring new weighing scales or calibration of existing equipment after one year, then the maximum permissible error as per the respective manufacturer specifications shall be applied on the measured readings for the period until next calibration or procurement of new equipment.				
Purpose of data/parameter	To calculate the project emissions				
Additional comments	The data will be archived for two years after the crediting period				

Data/Parameter	NCV _{Coal,i, y}											
Unit	TJ/kg											
Description	Net calorific value of coal used in y th year in brick kiln i											
Measured/calculated/default	Measured											
Source of data	As per the data provided by the supplier and independently verified by a credible Bangladesh laboratory.											
Value(s) of monitored parameter		<table><tr><th>Serial</th><th>Kiln Name</th><th>x 10⁻⁵ TJ/kg</th></tr><tr><td>1.</td><td>EETA & Tiles Ltd</td><td>2.08</td></tr><tr><td>3.</td><td>Bricks 2010 Kiln 1</td><td>2.13</td></tr></table>	Serial	Kiln Name	x 10 ⁻⁵ TJ/kg	1.	EETA & Tiles Ltd	2.08	3.	Bricks 2010 Kiln 1	2.13	
Serial	Kiln Name	x 10 ⁻⁵ TJ/kg										
1.	EETA & Tiles Ltd	2.08										
3.	Bricks 2010 Kiln 1	2.13										
Monitoring equipment	Lab analysis											
Measuring/reading/recording frequency	Quarterly											
Calculation method (if applicable)	A composite sample of 1 kg is taken from each new consignment of coal at each kiln. At the end of each quarter, all the samples taken in that quarter are crushed and mixed to produce a representative sample for that quarter. The sample is laboratory tested to determine the net calorific value of coal used for that particular quarter. The entire data is monitored and archived on paper and in electronic format. Average of the net calorific values of different quarters is calculated at the end of each monitoring period and is considered as the net calorific value of coal used by related brick kiln in that crediting period.											
QA/QC procedures	IIDFC checks the coal consumption data by inspecting the coal stock register and reports of calorific value tests at the end of the monitoring period.											
Purpose of data/parameter	To calculate project emissions											
Additional comments	The data will be archived for two years after the crediting period											

Data/Parameter	DP _{Bricks,i}
Unit	Bricks
Description	Daily production of bricks in brick kiln i
Measured/calculated/default	Measured
Source of data	Daily brick production registers through manual count of bricks
Value(s) of monitored parameter	Cumulative daily production for the monitoring period in each kiln are given below:

Monitoring equipment	No equipment is used
Measuring/reading/recording frequency	Every brick production day
Calculation method (if applicable)	The daily brick production is noted down by the technician in a daily log sheet maintained in the kiln. Supervisor verifies the log sheet at the end of each day. The data is provided to the CDM monitoring and compliance officer, who maintains the data gathered at the kiln or kiln head office. Monthly reports are prepared regularly by the CDM monitoring and compliance officer and are stored in electronic and paper modes.
QA/QC procedures	The amount of bricks manufactured at the end of each monitoring period is cross checked with the invoices for the sale of bricks and the stock in the plant.
Purpose of data/parameter	To calculate the baseline and project emissions
Additional comments	The data will be archived for up to two years after the end of the crediting period. In the event that different size or types of bricks, such as holed brick are produced, the number of each type of brick produced will be recorded in the daily register.

Data/Parameter	DMW _{HHK Bricks,di}
Unit	kg/brick
Description	Daily mean weight of baked HHK bricks in brick kiln i
Measured/calculated/default	Measured
Source of data	On-site measurements by the operator in-charge
Value(s) of monitored parameter	Annual average of daily mean brick weight values are given below:

Monitoring equipment	Digital weighing scale (used for both coal and brick weight measurement):				
	Monitoring Year: 2016				
	Serial	Kiln Name	Make	Accuracy (± full scale reading)	Purchase date
	1.	EETA & Tiles Ltd	Kamry	1/3000	04/11/2016
	2.	Bricks 2010 Ltd	Excel	1/3000	26/04/2016
	Monitoring Year: 2017				
	Serial	Kiln Name	Make	Accuracy (± full scale reading)	Purchase date
	1.	EETA & Tiles Ltd	Mega	1/3000	02/11/2017
	2.	Bricks 2010 Ltd	Mega	1/3000	24/04/2017
Measuring/reading/recording frequency	Daily				
Calculation method (if applicable)	The average weight of bricks is calculated as per the "Guidelines for sampling and surveys for CDM project activities and programme of activities, version 03.0, EB 75" using digital weighing scale and as per the monitoring plan in PRC PDD, version 16 dated 18/04/2014. In accordance to these, 960 samples were taken from 01/01/2016 to 31/12/2017 and cumulative mean brick weight was estimated				
QA/QC procedures	Since there is no proper institutional/laboratory set up available for easy processing of calibration, new weighing scales are purchased every year by the kilns to ensure the accuracy of measurements. This is also supported by the affordable cost of weighing scales.				
Purpose of data/parameter	To calculate the baseline and project emissions				
Additional comments	The data will be archived for two years after the crediting period				

Data/Parameter	SEC_{i,y}		
Unit	TJ/kg-brick		
Description	Specific energy consumption in brick kiln i		
Measured/calculated/default	Calculated using the annual mass of brick production and annual energy consumption of coal as fuel		
Source of data	Calculation result using equation (Refer section E.2)		
Value(s) of monitored parameter	Serial	Kiln Name	x 10⁻⁶ TJ/kg-brick
	1.	EETA & Tiles Ltd	0.7529
	2.	Bricks 2010 Ltd	0.8766
Monitoring equipment	No equipment is used		
Measuring/reading/recording frequency	Recording frequency is annual		
Calculation method (if applicable)	The specific energy consumption per kg-brick is calculated once in a year based on the data of coal consumed and the total mass of bricks produced during the corresponding period.		
QA/QC procedures	The data is cross checked by comparing it with the quantity of bricks sold / in stock and coal purchased based on the purchase receipts and coal registers		
Purpose of data/parameter	To calculate the project emissions		

Additional comments	The data will be archived for two years after the crediting period
---------------------	--

Data/Parameter	N			
Unit	days			
Description	Number of operational days of the kiln in a year			
Measured/calculated/default	Measured			
Source of data	Recorded by the operator in-charge			
Value(s) of monitored parameter		Serial	Kiln Name	Days
		1.	EETA Kiln 1	730
		2.	EETA Kiln 2	730
		3.	EETA Kiln 3	NA
		4.	EETA Kiln 4	NA
		5.	Bricks 2010 Kiln 1	718
		6.	Bricks 2010 Kiln 2	NA
Monitoring equipment	No equipment is used			
Measuring/reading/recording frequency	Daily			
Calculation method (if applicable)	The operator in-charge keeps a record of the number of operational days of the kiln during the year based on the brick production from kilns.			
QA/QC procedures	The CDM monitoring and compliance officer verifies the recorded data.			
Purpose of data/parameter	To calculate the baseline and project emissions			
Additional comments	The data will be archived for two years after the crediting period			

Data/Parameter	FC _{Diesel,j, y}			
Unit	kl/yr			
Description	Quantity of diesel (fuel type) combusted in the process j during the year y			
Measured/calculated/default	Measured			
Source of data	Measured using standard measuring cans			
Value(s) of monitored parameter		Serial	Kiln Name	kl/year
		1.	EETA & Tiles Ltd	141.3
		2.	Bricks 2010 Ltd	139.7
Monitoring equipment	1/5 litre standard measuring cans			
	Serial	Kiln Name	Purchase date	
			2016	2017
	1.	EETA & Tiles Ltd	04/11/2016	02/11/2017
	2.	Bricks 2010 Ltd	26/04/2016	24/04/2017
Measuring/reading/recording frequency	Daily			

Calculation method (if applicable)	The purchased diesel in drums is measured at the supplier end itself and is recorded in the purchase invoice. The diesel consumption at the kiln is measured using 1/2/5 litre standard measuring cans. The records are maintained at kiln office on the diesel purchase and consumption as obtained from the above measurements. Net consumption is calculated at the end of the monitoring period by tallying out the total purchase with the opening and closing stocks of diesel in that period.
QA/QC procedures	<p>The diesel stock at the end of each verification period is estimated and noted down in the annual report and the diesel stock register is used to cross check brick production. Every day consumption and stock records cross checked with purchase invoices show that the diesel consumed for kiln operations is only from the diesel purchased under the project.</p> <p>Since there is no proper institutional/laboratory set up available for easy calibration, new measuring cans are purchased every year by the kilns to ensure the accuracy of measurements. This is also supported by the affordable cost of the measuring cans.</p> <p>In case of any delay in procuring new measuring cans after one year, the suitable error shall be applied on the measured readings for the period until new equipment are procured. The error value shall be estimated based on actual conditions during the verification in discussion with the verifying DOE. The kilns purchased new weighing scans every year which avoided the necessity of adjusting the values with suitable errors.</p>
Purpose of data/parameter	To calculate project emissions
Additional comments	The data will be archived for two years after the crediting period

Data/Parameter	EC _{i,y}																													
Unit	MWh																													
Description	Electricity consumption in kiln i per year																													
Measured/calculated/default	Measured																													
Source of data	Electricity bill from the REB or the electricity supplier																													
Value(s) of monitored parameter	<table><tr><th>Serial</th><th>Kiln Name</th><th>MWh</th></tr><tr><td>1.</td><td>EETA & Tiles Ltd</td><td>806.2</td></tr><tr><td>2.</td><td>Bricks 2010 Ltd</td><td>981.3</td></tr></table>						Serial	Kiln Name	MWh	1.	EETA & Tiles Ltd	806.2	2.	Bricks 2010 Ltd	981.3															
Serial	Kiln Name	MWh																												
1.	EETA & Tiles Ltd	806.2																												
2.	Bricks 2010 Ltd	981.3																												
Monitoring equipment	<table><tr><td colspan="6">Energy meter</td></tr><tr><th>Ser ial</th><th>Kiln Name</th><th>Make</th><th>Serial no.</th><th>Accuracy Class</th><th>Year of make</th></tr><tr><td>1.</td><td>EETA & Tiles Ltd</td><td>Fitzall</td><td>13920616</td><td>0.5</td><td>2013</td></tr><tr><td>2.</td><td>Bricks 2010 Ltd</td><td>ltron</td><td>93199814</td><td>0.2</td><td>2014</td></tr></table>						Energy meter						Ser ial	Kiln Name	Make	Serial no.	Accuracy Class	Year of make	1.	EETA & Tiles Ltd	Fitzall	13920616	0.5	2013	2.	Bricks 2010 Ltd	ltron	93199814	0.2	2014
Energy meter																														
Ser ial	Kiln Name	Make	Serial no.	Accuracy Class	Year of make																									
1.	EETA & Tiles Ltd	Fitzall	13920616	0.5	2013																									
2.	Bricks 2010 Ltd	ltron	93199814	0.2	2014																									
Measuring/reading/recording frequency	Monthly																													
Calculation method (if applicable)	Monthly electricity bill paid to Rural Electricity Board (REB) is used to calculate the total electricity consumption of the month and is noted down in the monthly report																													

QA/QC procedures	Electricity consumption from the individual monthly electricity bills shall be cross checked with the electricity consumption calculated from the first and the last month of the monitoring period. In case of energy meters, there is no practice of regular calibration in Bangladesh. A letter from Bangladesh DNA is provided as proof of evidence for the same.
Purpose of data/parameter	To calculate project emissions
Additional comments	The data will be archived for two years after the crediting period

D.3. Implementation of sampling plan

Multi stage sampling is used for brick weight measurement as stated in the revised monitoring plan in the PDD version 08, dated 18/04/2014 and was approved by UNFCCC through a Post Registration Change (PRC) request¹² (ref no: PRC-6085-001) on 19/08/2014.

As per revised sampling procedure,

- 40 samples (150 samples/4 months) must be selected from a month
- Taking 20 samples per day, 2 days shall be selected for a month

As per the sampling plan, a kiln operating for a year will be able to achieve 480 sample measurements, which is above the minimum requirement of 150 samples during this monitoring period.

Table 5: Analysis of weight measurements of baked brick samples

No.	Parameter	EETA Kiln 1	EETA Kiln 2	Bricks 2010 Kiln 1
1.	<i>No. of. months of operation</i>	24	24	24
2.	<i>No. of. brick samples</i>	960	960	960
3.	<i>Mean</i>	3.55	3.55	3.39
4.	<i>Standard deviation</i>	0.05	0.04	0.11
5.	<i>Sample variance</i>	0.0021	0.002	0.01
6.	<i>Minimum</i>	3.40	3.41	3.11
7.	<i>Maximum</i>	3.70	3.73	3.78
8.	<i>Standard error</i>	0.001	0.001	0.004
9.	<i>Confidence interval (max level / min level)</i>	3.553	3.549	3.393
		3.548	3.544	3.381
10.	<i>Precision (%)</i>	0.07%	0.07%	0.17%

From the above analysis, the lowest precision level of the brick weight measurement in the brick kilns was found to be 0.17% as against the required level of 10%. Hence, it is clear that the

¹² <https://cdm.unfccc.int/PRCContainer/DB/prcp900477827/view>

sampling results are in conformity with the CDM requirements. The details of analysis of sample brick weight measurements for each kiln are provided in "ER calculation" excel sheet.

SECTION E. Calculation of emission reductions or net anthropogenic removals

E.1. Calculation of baseline emissions or baseline net removals

The baseline emissions BE_y from the baseline activity, if the equivalent amount of bricks that were produced in the i^{th} kiln were to be produced by using FCK technology, are calculated as follows:

$$\begin{aligned}
 BE_y &= \sum_{i=1}^6 BE_{FCK\ i, y} \\
 [t\ CO_2/year] \quad i &= 1 \\
 &= 33,591.74 + 20,022.77 \\
 &= \mathbf{53,614.51\ t\ CO_2/year}
 \end{aligned}$$

Where,

$$\begin{aligned}
 BE_{FCK\ i, y} &= \text{Baseline emissions per year for the } i^{th} \text{ kiln} \\
 [t\ CO_2/year] &= TP_{Bricks, i, y} \times SEC_{FCK, Bricks, y} \times CEF_{coal} \times CF \\
 &\quad [kg-bricks(y)] \quad [TJ/kg-brick] \quad [t\ C/TJ] [t\ CO_2/t\ C]
 \end{aligned}$$

Where,

$$\begin{aligned}
 TP_{Bricks, i, y} &= \text{Total production of bricks per year in kiln } i \text{ (kg-bricks/year)} \\
 SEC_{FCK, Bricks, y} &= \text{Specific energy consumption in FCK technology (TJ/kg-brick)} \\
 CEF_{coal} &= \text{IPCC default carbon emission factor for fuel used (t C/TJ)} \\
 CF &= \text{Carbon to } CO_2 \text{ Conversion Factor (t } CO_2/t\ C)
 \end{aligned}$$

Table 5: Estimation of baseline emission

Serial	Kiln Name	$TP_{Bricks, i, y}$ kg-bricks		$SEC_{FCK, Bricks, y}$ TJ/kg-brick		CEF_{coal} t C/TJ		CF t CO_2 /t C		$BE_{FCK\ i, y}$ t CO_2 /year
1.	Eeta Kiln 1 & 2	167,380,409	×	2.125×10^{-6}	×	25.8	×	3.66	=	33,591.74
2.	Bricks 2010 Kiln 1	99,769,165								20,022.77

E.2. Calculation of project emissions or actual net removals

Total project emissions in y^{th} year, PE_y , by operations of N units of HHK kilns (N=6) is given by:

$$\begin{aligned}
 PE_y &= \sum_{i=1}^6 PE_{HHK\ i, y} \\
 [t\ CO_2/year] \quad i &= 1 \\
 &= 12,785.58 + 9,248.58
 \end{aligned}$$

$$= 22,034.16 \text{ t CO}_2/\text{year}$$

Where,

$$PE_{HHK\ i, y} = Project\ emissions\ from\ operation\ of\ i^{th}\ kiln\ in\ year\ y$$

$$[t\ CO_2/\text{year}] = SEC_{i, y} \times TP_{Bricks, i, y} \times CEF_{coal} \times CF + C_{i, y} \times EF_{CO_2, Elec} + PE_{FC, j, y}$$

$$[TJ/\text{kg-brick}(y)] \quad [kg\text{-bricks}(y)] \quad [t\ C/TJ] \quad [t\ CO_2/t\ C] \quad [MWh] \quad [t\ CO_2/MWh] \quad [t\ CO_2/\text{year}]$$

Where,

- $SEC_{i, y}$ = Specific energy consumption in kiln i (TJ/kg-brick)
 $TP_{Bricks, i, y}$ = Total production of bricks per year in kiln i (kg-bricks/year)
 CEF_{coal} = IPCC default carbon emission factor for fuel used (t C/TJ)
 CF = Carbon to CO₂ Conversion Factor (t CO₂/t C)
 $EC_{i, y}$ = Electricity consumption in kiln i per year (MWh)
 $EF_{CO_2, Elec}$ = Estimated CO₂ emissions factor for grid electricity in Bangladesh (t CO₂/MWh)
 $PE_{FC, j, y}$ = CO₂ emissions from fossil fuel combustion in year y (t CO₂/yr)

Table 6: Estimation of Project Emission

No.	Kiln Name	$SEC_{i, y}$ TJ/kg-brick		$TP_{Bricks, i, y}$ kg-bricks		CEF_{coal} t C/TJ		CF tCO ₂ /tC		$EC_{i, y}$ MWh		$EF_{CO_2, Elec}$ tCO ₂ /MWh		$PE_{FC, j, y}$ tCO ₂ /year		$PE_{HHK\ i, y}$ tCO ₂ /year
1.	EETA Kiln 1 & 2	7.529×10^{-7}		167,380,409						806.2				386		12,785.58
2.	Bricks 2010 Kiln 1	8.766×10^{-7}	x	99,769,165	x	25.8	x	3.66	+	981.3	x	0.62	+	381	=	9,248.58

From the monitored data, the specific energy consumption for the individual kilns are calculated using the following formula:

$$SEC_{i, y} = \frac{TC_{Coal\ i, y} \times NCV_{Coal\ i, y}}{TP_{Bricks, i, y}}$$

$$[TJ/\text{kg-brick}] \quad [tonnes(y)] \quad [TJ/\text{kg}(y)] \quad [kg\text{-bricks}(y)]$$

Where,

- $SEC_{i, y}$ = Specific energy consumption in kiln i (TJ/kg-brick)
 $TC_{Coal\ i, y}$ = Total consumption of coal per year for kiln i (tonnes)
 $NCV_{Coal\ i, y}$ = Weighted average net calorific value of coal used in yth year in kiln i (TJ/kg)
 $TP_{Bricks, i, y}$ = Total production of bricks per year in kiln i (kg-bricks/year)

Table 7: Estimation of specific energy consumption

No.	Kiln name	$TC_{Coal\ i, y}$ tonnes(y)		$NCV_{Coal\ i, y}$ TJ/kg(y) x 10 ⁻⁵		$TP_{Bricks, i, y}$ kg-bricks(y)		$SEC_{i, y}$ TJ/kg-brick x 10 ⁻⁶
1.	EETA Kiln 1 & 2	6,056.75	x	2.08	÷	167,380,409	=	0.7529
2.	Bricks 2010 Kiln 1	4,110.00		2.13		99,769,165		0.8766

Total production of bricks per year in a kiln is given by,

$$TP_{Bricks,i,y} = \sum_{d=1}^{d=n} DP_{Bricks,di} \times DMW_{HHK\ brick,di}$$

[kg-bricks/year] [nos] [kg/brick]

Where,

$DP_{Bricks, di}$ = Daily production of bricks in kiln i (bricks/day)

$DMW_{HHK\ bricks, di}$ = Daily Mean weight of HHK bricks in kiln i (kg/bricks)

n = Total no. of production days for kiln i in a year

For the period of 01/01/2016 to 31/12/2017, total production of bricks per year is calculated as a product of sum of brick production on every brick production day and mean brick weight of sample bricks during that period.

For elaborate calculation, refer to the attached the CER estimation file, sheet "6085 CER Estimation sheet 2016 - 17"

CO₂ emissions from fossil fuel combustion in year y is given by,

$$PE_{FC,j,y} = FC_{Diesel, j, y} \times COEF_{Diesel, y}$$

[t CO₂/yr] [kl/year] [t CO₂/ kl]

Where,

$FC_{Diesel, j, y}$ = Quantity of diesel (fuel type) combusted in process j during the year y (kl/yr)

$COEF_{Diesel, y}$ = CO₂ emission coefficient of diesel (fuel type) in year y (t CO₂/ kl)

Table 8: Estimation of emissions from fossil fuel combustion

No.	Kiln Name	$FC_{Diesel, j, y}$ kl/yr	x	$COEF_{Diesel, y}$ t CO ₂ /kl	=	$PE_{FC,j,y}$ t CO ₂ /yr
1.	EETA Kiln 1 & 2	141.3		2.7		386
2.	Bricks 2010 Kiln 1	139.7				381

E.3. Calculation of leakage emissions

According to methodology AMS-II.D (Version 12), leakage is not considered.

E.4. Calculation of emission reductions or net anthropogenic removals

	Baseline GHG emissions or baseline net GHG removals (t CO ₂ e)	Project GHG emissions or actual net GHG removals (t CO ₂ e)	Leakage GHG emissions (t CO ₂ e)	GHG emission reductions or net anthropogenic GHG removals (t CO ₂ e)		
				Before 01/01/2013	From 01/01/2013	Total amount
Total	51,444	21,046	0	0	31,580	31,580

E.5. Comparison of emission reductions or net anthropogenic removals achieved with estimates in the registered PDD

Amount achieved during this monitoring period (t CO ₂ e)	Amount estimated ex ante (t CO ₂ e)
31,580	61,226

E.6. Remarks on increase in achieved emission reductions

The emission reductions of the current monitoring period is 48.4% lower than the estimated amount in the registered PDD due to non-construction of 2 kilns, the longer duration of monsoon in the country which created a scarcity of the raw materials and less demand of bricks in the construction industry.

Document information

<i>Version</i>	<i>Date</i>	<i>Description</i>
06.0	7 June 2017	Revision to: <ul style="list-style-type: none"> • Ensure consistency with version 01.0 of the “CDM project standard for project activities” (CDM-EB93-A04-STAN); • Make editorial improvements.
05.1	4 May 2015	Editorial revision to correct version numbering.
05.0	1 April 2015	Revisions to: <ul style="list-style-type: none"> • Include provisions related to delayed submission of a monitoring plan; • Provisions related to the Host Party; • Remove reference to programme of activities; • Overall editorial improvement.
04.0	25 June 2014	Revisions to: <ul style="list-style-type: none"> • Include the Attachment: Instructions for filling out the monitoring report form (these instructions supersede the "Guideline: Completing the monitoring report form" (Version 04.0)); • Include provisions related to standardized baselines; • Add contact information on a responsible person(s)/ entity(ies) for completing the CDM-MR-FORM in A.6 and Appendix 1; • Change the reference number from <i>F-CDM-MR</i> to <i>CDM-MR-FORM</i>; • Editorial improvement.
03.2	5 November 2013	Editorial revision to correct table in page 1.
03.1	2 January 2013	Editorial revision to correct table in section E.5.
03.0	3 December 2012	Revision required to introduce a provision on reporting actual emission reductions or net GHG removals by sinks for the period up to 31 December 2012 and the period from 1 January 2013 onwards (EB 70, Annex 11).
02.0	13 March 2012	Revision required to ensure consistency with the "Guidelines for completing the monitoring report form" (EB 66, Annex 20).
01.0	28 May 2010	EB 54, Annex 34. Initial adoption.
Decision Class: Regulatory Document Type: Form Business Function: Issuance Keywords: monitoring report		