



**Monitoring report form for CDM programme of activities  
(Version 03.0)**

*Complete this form in accordance with the instructions attached at the end of this form.*

**MONITORING REPORT**

<b>Title of the PoA</b>	Impact Carbon Global Safe Water Programme of Activities (PoA)	
<b>UNFCCC reference number of the PoA</b>	9948	
<b>Version numbers of the PoA-DD applicable to this monitoring report</b>	7.0	
<b>Version number of this monitoring report</b>	2.1	
<b>Completion date of this monitoring report</b>	30/06/2020	
<b>Monitoring period number</b>	Second monitoring period	
<b>Duration of this monitoring period</b>	23/05/2017 – 22/05/2019 (both days inclusive)	
<b>Monitoring report number for this monitoring period</b>	6	
<b>Coordinating/managing entity</b>	Impact Carbon	
<b>Host Parties</b>	<b>Host Party of the PoA</b>	<b>Is this the host Party of a CPA covered in this monitoring report? (yes/no)</b>
	Rwanda	No
	Uganda	No
	Nigeria	No
	Kenya	Yes
<b>Applied methodologies and standardized baselines</b>	Methodology: AMS-III.AV. Low greenhouse gas emitting safe drinking water production systems (Version 4.0)  Standardized Baseline: Not applicable	
<b>Sectoral scopes</b>	3: Energy Demand	
<b>Amount of GHG emission reductions or net anthropogenic GHG removals achieved by all CPAs covered in this monitoring report in this monitoring period</b>	<b>Amount achieved before 1 January 2013</b>	<b>Amount achieved from 1 January 2013</b>
	0 tCO <sub>2</sub> e	90,037 tCO <sub>2</sub> e
<b>Amount of GHG emission reductions or net anthropogenic GHG removals estimated ex ante for this monitoring period in the CPA-DDs for the CPAs covered in this monitoring report</b>	470,207 tCO <sub>2</sub> e	

## **PART I      Monitoring of programme of activities (PoA)**

### **SECTION A.    Description of PoA**

#### **A.1.    General description of PoA**

>>

The purpose of the PoA is dissemination of low-carbon water purification technologies to households, communities, and institutions in Rwanda, Nigeria, Kenya and Uganda. Households throughout Rwanda, Uganda, Nigeria and Kenya lack access to reliably safe drinking water.

In Rwanda, only 36.8% of the population have access to piped water, with only 9.5% population having access to piped water within their homes<sup>1</sup>. Only 51.8% population uses an appropriate treatment method, with boiling being practiced by 47.0% population for water treatment<sup>2</sup>. 83.3% population uses wood or charcoal for cooking and boiling water<sup>3</sup>.

In Nigeria, only 9.6% of the population have access to piped water, with only 2.8% population having access to piped water within their homes<sup>4</sup>. Only 4.9% population uses an appropriate treatment method with boiling being practiced by 2.6% population for water treatment<sup>5</sup>. 66.9% population uses wood or charcoal for cooking and boiling water<sup>6</sup>.

In Kenya, only 43.6% of the population have access to piped water, with only 27.8% population having access to piped water within their homes<sup>7</sup>. Only 44.5% population uses an appropriate treatment method with boiling being practiced by 23.7% population for water treatment<sup>8</sup>. 73.3% population uses wood or charcoal for cooking and boiling water<sup>9</sup>.

In Uganda, only 22.1% of the population have access to piped water, with only 8.1% population having access to piped water within their homes<sup>10</sup>. Only 44.1% population uses an appropriate treatment method with boiling being practiced by 38.3% population for water treatment<sup>11</sup>. 94.8% population uses wood or charcoal for cooking and boiling water<sup>12</sup>.

Thus, the PoA by dissemination of low carbon, low cost water purification technologies aim to address the issue of lack of access to safe drinking water in target countries. In the absence of the project activity, the baseline scenario would be the use of non-renewable woody biomass / fossil fuels for boiling water to make it fit for drinking. The water purification systems (WPS), by replacing the use of non-renewable biomass/ fossil fuel for water boiling, reduce equivalent amount of greenhouse gases (GHG) emissions.

Impact Carbon is the Coordinating/Managing Entity (CME) of the PoA.

---

<sup>1</sup> Rwanda Demographic and Health survey Report, March 2016, table 2.5

<sup>2</sup> Rwanda Demographic and Health survey Report, March 2016, table 2.5

<sup>3</sup> Rwanda Demographic and Health survey Report, March 2016, table 2.8

<sup>4</sup> Nigeria Demographic and Health survey Report, June 2014, table 2.1

<sup>5</sup> Nigeria Demographic and Health survey Report, June 2014, table 2.1

<sup>6</sup> Nigeria Demographic and Health survey Report, June 2014, table 2.3

<sup>7</sup> Kenya Demographic and Health survey Report, June 2014, table 2.1

<sup>8</sup> Kenya Demographic and Health survey Report, June 2014, table 2.1

<sup>9</sup> Kenya Demographic and Health survey Report, June 2014, table 2.3

<sup>10</sup> Uganda Demographic and Health survey Report, January 2018, table 2.1

<sup>11</sup> Uganda Demographic and Health survey Report, January 2018, table 2.1

<sup>12</sup> Uganda Demographic and Health survey Report, January 2018, table 2.4

**A.1.1. Corresponding generic component project activities (CPAs)**

Title and reference number of the corresponding generic CPA	Version of the PoA-DD	Sectoral scopes	Applied methodologies and standardized baselines
CPA type 1: Small-scale technologies for household water consumption, no project emissions Date: 18/04/2017	Version: 7.0	Sectoral scope 3: Energy demand	AMS-III.AV: "Low greenhouse gas emitting safe drinking water production systems" Version 4
CPA type 2: Technologies for Institutional water consumption, with no project emissions Date: 18/04/2017	Version: 7.0	Sectoral scope 3: Energy demand	AMS-III.AV: "Low greenhouse gas emitting safe drinking water production systems" Version 4
CPA type 3: Technologies for institutional water consumption, with project emissions Date: 18/04/2017	Version: 7.0	Sectoral scope 3: Energy demand	AMS-III.AV: "Low greenhouse gas emitting safe drinking water production systems" Version 4
CPA type 4: Technologies for community water consumption, with no project emissions Date: 18/04/2017	Version: 7.0	Sectoral scope 3: Energy demand	AMS-III.AV: "Low greenhouse gas emitting safe drinking water production systems" Version 4
CPA type 5: Technologies for community water consumption, with project emissions Date: 18/04/2017	Version: 7.0	Sectoral scope 3: Energy demand	AMS-III.AV: "Low greenhouse gas emitting safe drinking water production systems" Version 4

**A.1.2. CPAs included in the PoA**

Title and UNFCCC reference number of the CPA	Version of the PoA-DD	Title and reference number of the corresponding generic CPA	Crediting period type and duration	Covered in this monitoring report? (yes/no)
Impact Carbon Global Safe Water Programme of Activities (PoA): CPA 1, Version: 3.0, Ref No.:9948-P1-0001-CP1	Version: 7.0	CPA type 2: Technologies for institutional water consumption, with no project emissions	Renewable 30/05/2014 – 29/05/2021	No
Impact Carbon Global Safe Water Programme of Activities (PoA): CPA 2, Version: 3.0, 9948-P1-0002-CP1	Version: 7.0	CPA type 3: Technologies for institutional water consumption, with project emissions	Renewable 30/05/2014 – 29/05/2021	No
Impact Carbon Global Safe Water Programme of Activities (PoA): CPA 3, Version: 1.3, 9948-P1-0003-CP1	Version: 7.0	CPA type 3: Technologies for institutional water consumption, with project emissions	Renewable 23/05/2017 – 22/05/2024	No
Impact Carbon Global Safe Water Programme of Activities (PoA): CPA 4, Version: 01.2, 9948-P1-0004-CP1	Version: 7.0	CPA type 3: Technologies for institutional water consumption, with project emissions	Renewable 15/06/2017 – 14/06/2024	Yes
Impact Carbon Global Safe Water Programme of Activities (PoA): CPA 5, Version: 5.0, 9948-P1-0005-CP1	Version: 7.0	CPA type 2: Technologies for institutional water consumption, with no project emissions	Renewable 04/10/2017 – 03/10/2024	No
Impact Carbon Global Safe Water Programme of Activities (PoA): CPA 6, Version: 5.0, 9948-P1-0006-CP1	Version: 7.0	CPA type 2: Technologies for institutional water consumption, with no project emissions	Renewable 04/10/2017 – 03/10/2024	No

Impact Carbon Global Safe Water Programme of Activities (PoA): CPA 7, Version: 5.0, 9948-P1-0007-CP1	Version: 7.0	CPA type 2: Technologies for institutional water consumption, with no project emissions	Renewable 04/10/2017 – 03/10/2024	No
Impact Carbon Global Safe Water Programme of Activities (PoA): CPA 8, Version: 5.0, 9948-P1-0008-CP1	Version: 7.0	CPA type 2: Technologies for institutional water consumption, with no project emissions	Renewable 04/10/2017 – 03/10/2024	No
Impact Carbon Global Safe Water Programme of Activities (PoA): CPA 9, Version: 5.0, 9948-P1-0009-CP1	Version: 7.0	CPA type 2: Technologies for institutional water consumption, with no project emissions	Renewable 04/10/2017 – 03/10/2024	No
Impact Carbon Global Safe Water Programme of Activities (PoA): CPA 10, Version: 5.0, 9948-P1-0010-CP1	Version: 7.0	CPA type 2: Technologies for institutional water consumption, with no project emissions	Renewable 04/10/2017 – 03/10/2024	No
Impact Carbon Global Safe Water Programme of Activities (PoA): CPA 11, Version: 5.0, 9948-P1-0011-CP1	Version: 7.0	CPA type 2: Technologies for institutional water consumption, with no project emissions	Renewable 04/10/2017 – 03/10/2024	No
Impact Carbon Global Safe Water Programme of Activities (PoA): CPA 12, Version: 5.0, 9948-P1-0012-CP1	Version: 7.0	CPA type 2: Technologies for institutional water consumption, with no project emissions	Renewable 04/10/2017 – 03/10/2024	No
Impact Carbon Global Safe Water Programme of Activities (PoA): CPA 13, Version: 5.0, 9948-P1-0013-CP1	Version: 7.0	CPA type 2: Technologies for institutional water consumption, with no project emissions	Renewable 04/10/2017 – 03/10/2024	No
Impact Carbon Global Safe Water Programme of Activities (PoA): CPA 14, Version: 1.0, 9948-P1-0014-CP1	Version: 7.0	CPA type 3: Technologies for institutional water consumption, with project emissions	Renewable 15/12/2017 – 14/12/2024	No
Impact Carbon Global Safe Water Programme of Activities (PoA): CPA 15, Version: 1.0, 9948-P1-0015-CP1	Version: 7.0	CPA type 3: Technologies for institutional water consumption, with project emissions	Renewable 15/12/2017 – 14/12/2024	No
Impact Carbon Global Safe Water Programme of Activities (PoA): CPA 16, Version: 5.0, 9948-P1-0016-CP1	Version: 7.0	CPA type 2: Technologies for institutional water consumption, with no project emissions	Renewable 15/12/2017 – 14/12/2024	No
Impact Carbon Global Safe Water Programme of Activities (PoA): CPA 17, Version: 5.0, 9948-P1-0017-CP1	Version: 7.0	CPA type 2: Technologies for institutional water consumption, with no project emissions	Renewable 15/12/2017 – 14/12/2024	No
Impact Carbon Global Safe Water Programme of Activities (PoA): CPA 18, Version: 5.0, 9948-P1-0018-CP1	Version: 7.0	CPA type 2: Technologies for institutional water consumption, with no project emissions	Renewable 15/12/2017 – 14/12/2024	No
Impact Carbon Global Safe Water Programme of Activities (PoA): CPA 19, Version: 5.0, 9948-P1-0019-CP1	Version: 7.0	CPA type 2: Technologies for institutional water consumption, with no project emissions	Renewable 15/12/2017 – 14/12/2024	No
Impact Carbon Global Safe	Version: 7.0	CPA type 2: Technologies for	Renewable	No

Water Programme of Activities (PoA): CPA 20, Version: 5.0, 9948-P1-0020-CP1		institutional water consumption, with no project emissions	15/12/2017 – 14/12/2024	
Impact Carbon Global Safe Water Programme of Activities (PoA): CPA 21, Version: 5.0, 9948-P1-0021-CP1	Version: 7.0	CPA type 2: Technologies for institutional water consumption, with no project emissions	Renewable 15/12/2017 – 14/12/2024	No
Impact Carbon Global Safe Water Programme of Activities (PoA): CPA 22, Version: 5.0, 9948-P1-0022-CP1	Version: 7.0	CPA type 2: Technologies for institutional water consumption, with no project emissions	Renewable 15/12/2017 – 14/12/2024	No
Impact Carbon Global Safe Water Programme of Activities (PoA): CPA 23, Version: 4.0, 9948-P1-0023-CP1	Version: 7.0	CPA type 2: Technologies for institutional water consumption, with no project emissions	Renewable 18/11/2018 – 17/11/2025	Yes
Impact Carbon Global Safe Water Programme of Activities (PoA): CPA 24, Version: 4.0, 9948-P1-0024-CP1	Version: 7.0	CPA type 2: Technologies for institutional water consumption, with no project emissions	Renewable 18/11/2018 – 17/11/2025	Yes
Impact Carbon Global Safe Water Programme of Activities (PoA): CPA 25, Version: 4.0, 9948-P1-0025-CP1	Version: 7.0	CPA type 2: Technologies for institutional water consumption, with no project emissions	Renewable 18/11/2018 – 17/11/2025	Yes
Impact Carbon Global Safe Water Programme of Activities (PoA): CPA 26, Version: 4.0, 9948-P1-0026-CP1	Version: 7.0	CPA type 2: Technologies for institutional water consumption, with no project emissions	Renewable 18/11/2018 – 17/11/2025	Yes
Impact Carbon Global Safe Water Programme of Activities (PoA): CPA 27, Version: 4.0, 9948-P1-0027-CP1	Version: 7.0	CPA type 2: Technologies for institutional water consumption, with no project emissions	Renewable 18/11/2018 – 17/11/2025	Yes
Impact Carbon Global Safe Water Programme of Activities (PoA): CPA 28, Version: 4.0, 9948-P1-0028-CP1	Version: 7.0	CPA type 2: Technologies for institutional water consumption, with no project emissions	Renewable 18/11/2018 – 17/11/2025	Yes
Impact Carbon Global Safe Water Programme of Activities (PoA): CPA 29, Version: 4.0, 9948-P1-0029	Version: 7.0	CPA type 2: Technologies for institutional water consumption, with no project emissions	Renewable 18/11/2018 – 17/11/2025	Yes
Impact Carbon Global Safe Water Programme of Activities (PoA): CPA 30, Version: 4.0, 9948-P1-0030-CP1	Version: 7.0	CPA type 2: Technologies for institutional water consumption, with no project emissions	Renewable 18/11/2018 – 17/11/2025	Yes
Impact Carbon Global Safe Water Programme of Activities (PoA): CPA 31, Version: 4.0, 9948-P1-0031-CP1	Version: 7.0	CPA type 2: Technologies for institutional water consumption, with no project emissions	Renewable 18/11/2018 – 17/11/2025	Yes
Impact Carbon Global Safe Water Programme of Activities (PoA): CPA 32, Version: 4.0, 9948-P1-0032-CP1	Version: 7.0	CPA type 2: Technologies for institutional water consumption, with no project emissions	Renewable 18/11/2018 – 17/11/2025	Yes
Impact Carbon Global Safe Water Programme of Activities	Version: 7.0	CPA type 2: Technologies for institutional water	Renewable 18/11/2018 –	Yes

(PoA): CPA 33, Version: 4.0, 9948-P1-0033-CP1		consumption, with no project emissions	17/11/2025	
Impact Carbon Global Safe Water Programme of Activities (PoA): CPA 34, Version: 4.0, 9948-P1-0034-CP1	Version: 7.0	CPA type 2: Technologies for institutional water consumption, with no project emissions	Renewable 18/11/2018 – 17/11/2025	Yes
Impact Carbon Global Safe Water Programme of Activities (PoA): CPA 35, Version: 4.0, 9948-P1-0035-CP1	Version: 7.0	CPA type 2: Technologies for institutional water consumption, with no project emissions	Renewable 18/11/2018 – 17/11/2025	Yes
Impact Carbon Global Safe Water Programme of Activities (PoA): CPA 36, Version: 4.0, 9948-P1-0036-CP1	Version: 7.0	CPA type 2: Technologies for institutional water consumption, with no project emissions	Renewable 18/11/2018 – 17/11/2025	Yes
Impact Carbon Global Safe Water Programme of Activities (PoA): CPA 37, Version: 4.0, 9948-P1-0037-CP1	Version: 7.0	CPA type 2: Technologies for institutional water consumption, with no project emissions	Renewable 18/11/2018 – 17/11/2025	Yes
Impact Carbon Global Safe Water Programme of Activities (PoA): CPA 38 supported by Republic of Korea, Version: 2.0, 9948-P1-0038-CP1	Version: 7.0	CPA type 2: Technologies for institutional water consumption, with no project emissions	Renewable 26/04/2019 – 25/04/2026	No
Impact Carbon Global Safe Water Programme of Activities (PoA): CPA 39 supported by Republic of Korea, Version: 2.0, 9948-P1-0039-CP1	Version: 7.0	CPA type 2: Technologies for institutional water consumption, with no project emissions	Renewable 26/04/2019 – 25/04/2026	No
Impact Carbon Global Safe Water Programme of Activities (PoA): CPA 40 supported by Republic of Korea, Version: 2.0, 9948-P1-0040-CP1	Version: 7.0	CPA type 2: Technologies for institutional water consumption, with no project emissions	Renewable 26/04/2019 – 25/04/2026	No
Impact Carbon Global Safe Water Programme of Activities (PoA): CPA 41 supported by Republic of Korea, Version: 2.0, 9948-P1-0041-CP1	Version: 7.0	CPA type 2: Technologies for institutional water consumption, with no project emissions	Renewable 26/04/2019 – 25/04/2026	No
Impact Carbon Global Safe Water Programme of Activities (PoA): CPA 42 supported by Republic of Korea, Version: 2.0, 9948-P1-0042-CP1	Version: 7.0	CPA type 2: Technologies for institutional water consumption, with no project emissions	Renewable 26/04/2019 – 25/04/2026	No
Impact Carbon Global Safe Water Programme of Activities (PoA): CPA 43 supported by Republic of Korea, Version: 1.0, 9948-P1-0043-CP1	Version: 7.0	CPA type 2: Technologies for institutional water consumption, with no project emissions	Renewable 26/04/2019 – 25/04/2026	No
Impact Carbon Global Safe Water Programme of Activities (PoA): CPA 44 supported by Republic of Korea, Version: 1.0, 9948-P1-0044-CP1	Version: 7.0	CPA type 2: Technologies for institutional water consumption, with no project emissions	Renewable 26/04/2019 – 25/04/2026	No
Impact Carbon Global Safe	Version: 7.0	CPA type 2: Technologies for	Renewable	No

Water Programme of Activities (PoA): CPA 45 supported by Republic of Korea, Version: 1.0, 9948-P1-0045-CP1		institutional water consumption, with no project emissions	26/04/2019 – 25/04/2026	
Impact Carbon Global Safe Water Programme of Activities (PoA): CPA 46 supported by Republic of Korea, Version: 1.0, 9948-P1-0046-CP1	Version: 7.0	CPA type 2: Technologies for institutional water consumption, with no project emissions	Renewable 26/04/2019 – 25/04/2026	No
Impact Carbon Global Safe Water Programme of Activities (PoA): CPA 47 supported by Republic of Korea, Version: 1.0, 9948-P1-0047-CP1	Version: 7.0	CPA type 2: Technologies for institutional water consumption, with no project emissions	Renewable 26/04/2019 – 25/04/2026	No
Impact Carbon Global Safe Water Programme of Activities (PoA): CPA 48 supported by Republic of Korea, Version: 1.0, 9948-P1-0048-CP1	Version: 7.0	CPA type 2: Technologies for institutional water consumption, with no project emissions	Renewable 26/04/2019 – 25/04/2026	No
Impact Carbon Global Safe Water Programme of Activities (PoA): CPA 49 supported by Republic of Korea, Version: 1.0, 9948-P1-0049-CP1	Version: 7.0	CPA type 2: Technologies for institutional water consumption, with no project emissions	Renewable 26/04/2019 – 25/04/2026	No
Impact Carbon Global Safe Water Programme of Activities (PoA): CPA 50 supported by Republic of Korea, Version: 1.0, 9948-P1-0050-CP1	Version: 7.0	CPA type 2: Technologies for institutional water consumption, with no project emissions	Renewable 26/04/2019 – 25/04/2026	No
Impact Carbon Global Safe Water Programme of Activities (PoA): CPA 51 supported by Republic of Korea, Version: 1.0, 9948-P1-0051-CP1	Version: 7.0	CPA type 2: Technologies for institutional water consumption, with no project emissions	Renewable 26/04/2019 – 25/04/2026	No
Impact Carbon Global Safe Water Programme of Activities (PoA): CPA 52 supported by Republic of Korea, Version: 1.0, 9948-P1-0052-CP1	Version: 7.0	CPA type 2: Technologies for institutional water consumption, with no project emissions	Renewable 26/04/2019 – 25/04/2026	No
Impact Carbon Global Safe Water Programme of Activities (PoA): CPA 53 supported by Republic of Korea, Version: 1.0, 9948-P1-0053-CP1	Version: 7.0	CPA type 2: Technologies for institutional water consumption, with no project emissions	Renewable 26/04/2019 – 25/04/2026	No
Impact Carbon Global Safe Water Programme of Activities (PoA): CPA 54 supported by Republic of Korea, Version: 1.0, 9948-P1-0054-CP1	Version: 7.0	CPA type 2: Technologies for institutional water consumption, with no project emissions	Renewable 26/04/2019 – 25/04/2026	No
Impact Carbon Global Safe Water Programme of Activities (PoA): CPA 55 supported by Republic of Korea, Version: 1.0, 9948-P1-0055-CP1	Version: 7.0	CPA type 2: Technologies for institutional water consumption, with no project emissions	Renewable 26/04/2019 – 25/04/2026	No

Impact Carbon Global Safe Water Programme of Activities (PoA): CPA 56 supported by Republic of Korea, Version: 1.0, 9948-P1-0056-CP1	Version: 7.0	CPA type 2: Technologies for institutional water consumption, with no project emissions	Renewable 26/04/2019 – 25/04/2026	No
Impact Carbon Global Safe Water Programme of Activities (PoA): CPA 57 supported by Republic of Korea, Version: 1.0, 9948-P1-0057-CP1	Version: 7.0	CPA type 2: Technologies for institutional water consumption, with no project emissions	Renewable 26/04/2019 – 25/04/2026	No
Impact Carbon Global Safe Water Programme of Activities (PoA): CPA 58 supported by Republic of Korea, Version: 1.0, 9948-P1-0058-CP1	Version: 7.0	CPA type 2: Technologies for institutional water consumption, with no project emissions	Renewable 26/04/2019 – 25/04/2026	No
Impact Carbon Global Safe Water Programme of Activities (PoA): CPA 59 supported by Republic of Korea, Version: 1.0, 9948-P1-0059-CP1	Version: 7.0	CPA type 2: Technologies for institutional water consumption, with no project emissions	Renewable 26/04/2019 – 25/04/2026	No
Impact Carbon Global Safe Water Programme of Activities (PoA): CPA 60 supported by Republic of Korea, Version: 1.0, 9948-P1-0060-CP1	Version: 7.0	CPA type 2: Technologies for institutional water consumption, with no project emissions	Renewable 26/04/2019 – 25/04/2026	No
Impact Carbon Global Safe Water Programme of Activities (PoA): CPA 61 supported by Republic of Korea, Version: 1.0, 9948-P1-0061-CP1	Version: 7.0	CPA type 2: Technologies for institutional water consumption, with no project emissions	Renewable 26/04/2019 – 25/04/2026	No
Impact Carbon Global Safe Water Programme of Activities (PoA): CPA 62 supported by Republic of Korea, Version: 1.0, 9948-P1-0062-CP1	Version: 7.0	CPA type 2: Technologies for institutional water consumption, with no project emissions	Renewable 26/04/2019 – 25/04/2026	No
Impact Carbon Global Safe Water Programme of Activities (PoA): CPA 63 supported by Republic of Korea, Version: 1.0, 9948-P1-0063-CP1	Version: 7.0	CPA type 2: Technologies for institutional water consumption, with no project emissions	Renewable 26/04/2019 – 25/04/2026	No
Impact Carbon Global Safe Water Programme of Activities (PoA): CPA 64 supported by Republic of Korea, Version: 1.0, 9948-P1-0064-CP1	Version: 7.0	CPA type 2: Technologies for institutional water consumption, with no project emissions	Renewable 26/04/2019 – 25/04/2026	No
Impact Carbon Global Safe Water Programme of Activities (PoA): CPA 65 supported by Republic of Korea, Version: 1.0, 9948-P1-0065-CP1	Version: 7.0	CPA type 2: Technologies for institutional water consumption, with no project emissions	Renewable 26/04/2019 – 25/04/2026	No
Impact Carbon Global Safe Water Programme of Activities (PoA): CPA 66 supported by Republic of Korea, Version:	Version: 7.0	CPA type 2: Technologies for institutional water consumption, with no project emissions	Renewable 26/04/2019 – 25/04/2026	No



1.0, 9948-P1-0066-CP1				
Impact Carbon Global Safe Water Programme of Activities (PoA): CPA 67 supported by Republic of Korea, Version: 1.0, 9948-P1-0067-CP1	Version: 7.0	CPA type 2: Technologies for institutional water consumption, with no project emissions	Renewable 26/04/2019 – 25/04/2026	No
Impact Carbon Global Safe Water Programme of Activities (PoA): CPA 68 supported by Republic of Korea, Version: 1.0, 9948-P1-0068-CP1	Version: 7.0	CPA type 2: Technologies for institutional water consumption, with no project emissions	Renewable 26/04/2019 – 25/04/2026	No
Impact Carbon Global Safe Water Programme of Activities (PoA): CPA 69 supported by Republic of Korea, Version: 1.0, 9948-P1-0069-CP1	Version: 7.0	CPA type 2: Technologies for institutional water consumption, with no project emissions	Renewable 26/04/2019 – 25/04/2026	No
Impact Carbon Global Safe Water Programme of Activities (PoA): CPA 70 supported by Republic of Korea, Version: 1.0, 9948-P1-0070-CP1	Version: 7.0	CPA type 2: Technologies for institutional water consumption, with no project emissions	Renewable 26/04/2019 – 25/04/2026	No
Impact Carbon Global Safe Water Programme of Activities (PoA): CPA 71 supported by Republic of Korea, Version: 1.0, 9948-P1-0071-CP1	Version: 7.0	CPA type 2: Technologies for institutional water consumption, with no project emissions	Renewable 26/04/2019 – 25/04/2026	No
Impact Carbon Global Safe Water Programme of Activities (PoA): CPA 72 supported by Republic of Korea, Version: 1.0, 9948-P1-0072-CP1	Version: 7.0	CPA type 2: Technologies for institutional water consumption, with no project emissions	Renewable 26/04/2019 – 25/04/2026	No
Impact Carbon Global Safe Water Programme of Activities (PoA): CPA 73 supported by Republic of Korea, Version: 1.0, 9948-P1-0073-CP1	Version: 7.0	CPA type 2: Technologies for institutional water consumption, with no project emissions	Renewable 26/04/2019 – 25/04/2026	No
Impact Carbon Global Safe Water Programme of Activities (PoA): CPA 74 supported by Republic of Korea, Version: 1.0, 9948-P1-0074-CP1	Version: 7.0	CPA type 2: Technologies for institutional water consumption, with no project emissions	Renewable 26/04/2019 – 25/04/2026	No
Impact Carbon Global Safe Water Programme of Activities (PoA): CPA 75 supported by Republic of Korea, Version: 1.0, 9948-P1-0075-CP1	Version: 7.0	CPA type 2: Technologies for institutional water consumption, with no project emissions	Renewable 26/04/2019 – 25/04/2026	No
Impact Carbon Global Safe Water Programme of Activities (PoA): CPA 76 supported by Republic of Korea, Version: 1.0, 9948-P1-0076-CP1	Version: 7.0	CPA type 2: Technologies for institutional water consumption, with no project emissions	Renewable 26/04/2019 – 25/04/2026	No
Impact Carbon Global Safe Water Programme of Activities (PoA): CPA 77 supported by	Version: 7.0	CPA type 2: Technologies for institutional water consumption, with no project	Renewable 26/04/2019 – 25/04/2026	No

Republic of Korea, Version: 1.0, 9948-P1-0077-CP1		emissions		
Impact Carbon Global Safe Water Programme of Activities (PoA): CPA 78 supported by Republic of Korea, Version: 1.0, 9948-P1-0078-CP1	Version: 7.0	CPA type 2: Technologies for institutional water consumption, with no project emissions	Renewable 26/04/2019 – 25/04/2026	No
Impact Carbon Global Safe Water Programme of Activities (PoA): CPA 79 supported by Republic of Korea, Version: 1.0, 9948-P1-0079-CP1	Version: 7.0	CPA type 2: Technologies for institutional water consumption, with no project emissions	Renewable 26/04/2019 – 25/04/2026	No
Impact Carbon Global Safe Water Programme of Activities (PoA): CPA 80 supported by Republic of Korea, Version: 1.0, 9948-P1-0080-CP1	Version: 7.0	CPA type 2: Technologies for institutional water consumption, with no project emissions	Renewable 26/04/2019 – 25/04/2026	No
Impact Carbon Global Safe Water Programme of Activities (PoA): CPA 81 supported by Republic of Korea, Version: 1.0, 9948-P1-0081-CP1	Version: 7.0	CPA type 2: Technologies for institutional water consumption, with no project emissions	Renewable 26/04/2019 – 25/04/2026	No
Impact Carbon Global Safe Water Programme of Activities (PoA): CPA 82 supported by Republic of Korea, Version: 1.0, 9948-P1-0082-CP1	Version: 7.0	CPA type 2: Technologies for institutional water consumption, with no project emissions	Renewable 26/04/2019 – 25/04/2026	No
Impact Carbon Global Safe Water Programme of Activities (PoA): CPA 83 supported by Republic of Korea, Version: 1.0, 9948-P1-0083-CP1	Version: 7.0	CPA type 2: Technologies for institutional water consumption, with no project emissions	Renewable 26/04/2019 – 25/04/2026	No
Impact Carbon Global Safe Water Programme of Activities (PoA): CPA 84 supported by Republic of Korea, Version: 1.0, 9948-P1-0084-CP1	Version: 7.0	CPA type 2: Technologies for institutional water consumption, with no project emissions	Renewable 26/04/2019 – 25/04/2026	No
Impact Carbon Global Safe Water Programme of Activities (PoA): CPA 85 supported by Republic of Korea, Version: 1.0, 9948-P1-0085-CP1	Version: 7.0	CPA type 2: Technologies for institutional water consumption, with no project emissions	Renewable 26/04/2019 – 25/04/2026	No
Impact Carbon Global Safe Water Programme of Activities (PoA): CPA 86 supported by Republic of Korea, Version: 1.0, 9948-P1-0086-CP1	Version: 7.0	CPA type 2: Technologies for institutional water consumption, with no project emissions	Renewable 26/04/2019 – 25/04/2026	No
Impact Carbon Global Safe Water Programme of Activities (PoA): CPA 87 supported by Republic of Korea, Version: 1.0, 9948-P1-0087-CP1	Version: 7.0	CPA type 2: Technologies for institutional water consumption, with no project emissions	Renewable 26/04/2019 – 25/04/2026	No
Impact Carbon Global Safe Water Programme of Activities	Version: 7.0	CPA type 2: Technologies for institutional water	Renewable 26/04/2019 –	No

(PoA): CPA 88 supported by Republic of Korea, Version: 1.0, 9948-P1-0088-CP1		consumption, with no project emissions	25/04/2026	
Impact Carbon Global Safe Water Programme of Activities (PoA): CPA 89 supported by Republic of Korea, Version: 1.0, 9948-P1-0089-CP1	Version: 7.0	CPA type 2: Technologies for institutional water consumption, with no project emissions	Renewable 26/04/2019 – 25/04/2026	No
Impact Carbon Global Safe Water Programme of Activities (PoA): CPA 90 supported by Republic of Korea, Version: 1.0, 9948-P1-0090-CP1	Version: 7.0	CPA type 2: Technologies for institutional water consumption, with no project emissions	Renewable 26/04/2019 – 25/04/2026	No
Impact Carbon Global Safe Water Programme of Activities (PoA): CPA 91 supported by Republic of Korea, Version: 1.0, 9948-P1-0091-CP1	Version: 7.0	CPA type 2: Technologies for institutional water consumption, with no project emissions	Renewable 26/04/2019 – 25/04/2026	No
Impact Carbon Global Safe Water Programme of Activities (PoA): CPA 92 supported by Republic of Korea, Version: 1.0, 9948-P1-0092-CP1	Version: 7.0	CPA type 2: Technologies for institutional water consumption, with no project emissions	Renewable 26/04/2019 – 25/04/2026	No
Impact Carbon Global Safe Water Programme of Activities (PoA): CPA 93 supported by Republic of Korea, Version: 1.0, 9948-P1-0093-CP1	Version: 7.0	CPA type 2: Technologies for institutional water consumption, with no project emissions	Renewable 26/04/2019 – 25/04/2026	No
Impact Carbon Global Safe Water Programme of Activities (PoA): CPA 94 supported by Republic of Korea, Version: 1.0, 9948-P1-0094-CP1	Version: 7.0	CPA type 2: Technologies for institutional water consumption, with no project emissions	Renewable 26/04/2019 – 25/04/2026	No
Impact Carbon Global Safe Water Programme of Activities (PoA): CPA 95 supported by Republic of Korea, Version: 1.0, 9948-P1-0095-CP1	Version: 7.0	CPA type 2: Technologies for institutional water consumption, with no project emissions	Renewable 26/04/2019 – 25/04/2026	No
Impact Carbon Global Safe Water Programme of Activities (PoA): CPA 96 supported by Republic of Korea, Version: 1.0, 9948-P1-0096-CP1	Version: 7.0	CPA type 2: Technologies for institutional water consumption, with no project emissions	Renewable 26/04/2019 – 25/04/2026	No
Impact Carbon Global Safe Water Programme of Activities (PoA): CPA 97 supported by Republic of Korea, Version: 1.0, 9948-P1-0097-CP1	Version: 7.0	CPA type 2: Technologies for institutional water consumption, with no project emissions	Renewable 26/04/2019 – 25/04/2026	No
Impact Carbon Global Safe Water Programme of Activities (PoA): CPA 98 supported by Republic of Korea, Version: 1.0, 9948-P1-0098-CP1	Version: 7.0	CPA type 2: Technologies for institutional water consumption, with no project emissions	Renewable 26/04/2019 – 25/04/2026	No
Impact Carbon Global Safe	Version: 7.0	CPA type 2: Technologies for	Renewable	No

Water Programme of Activities (PoA): CPA 99 supported by Republic of Korea, Version: 1.0, 9948-P1-0099-CP1		institutional water consumption, with no project emissions	26/04/2019 – 25/04/2026	
Impact Carbon Global Safe Water Programme of Activities (PoA): CPA 100 supported By Republic of Korea, Version: 1.0, 9948-P1-0100-CP1	Version: 7.0	CPA type 2: Technologies for institutional water consumption, with no project emissions	Renewable 26/04/2019 – 25/04/2026	No
Impact Carbon Global Safe Water Programme of Activities (PoA): CPA 101 supported By Republic of Korea, Version: 1.0, 9948-P1-0101-CP1	Version: 7.0	CPA type 2: Technologies for institutional water consumption, with no project emissions	Renewable 26/04/2019 – 25/04/2026	No
Impact Carbon Global Safe Water Programme of Activities (PoA): CPA 102 supported By Republic of Korea, Version: 1.0, 9948-P1-0102-CP1	Version: 7.0	CPA type 2: Technologies for institutional water consumption, with no project emissions	Renewable 26/04/2019 – 25/04/2026	No

## A.2. Coordinating/managing entity

>>

Impact Carbon

## SECTION B. Implementation of PoA

### B.1. Description of implemented PoA

>>

#### 1. Operational and Management Framework

Impact Carbon is the Coordinating and Managing Entity (CME) for the PoA and Impact Water is CPA Implementer of the CPAs. The Implementation of the PoA followed the following management system:

1. The CME / CPA implementer (CPAI) provided guidance / training / instructions to local sales and distribution partner (SDP) to collect requisite sales / installation data. The SDP sales staff compiled the list of units installed / distributed along with other required information and transferred the same to the electronic database management system at regular intervals managed by CME / CPAI.
2. The SDP operated and managed the electronic database with information on units installed / distributed under the CPAs, as received from the sales staff. The electronic database contains the following information for each installation / distribution:
  - Type of system (UltraFLO / UltraTAB / Multi-barrier UV)
  - Unique serial number of the units installed / distributed
  - Date of installation / distribution
  - Address and details of institute and contact detail (if available) of representative
  - Type of Institute (Boarding / Non-boarding)
  - Institute population count (number of students(people) / staff in boarding / non-boarding category)
3. The CME / CPAI ensured that end users (institute) are aware of, and have agreed, that their unit (Ultra Flo / Ultra tab / Multi-barrier UV) is being subscribed to the PoA through informational material, trainings, social media and in contractual agreements.

4. The CME / CPAI ensured that there is no double counting of any unit in the electronic database by means of unique serial number (product ID) associated with each unit.
5. The CME / CPAI coordinated all ex-post monitoring activities in the PoA. The CME / CPAI:
  - Implemented the monitoring plan,
  - Determined the sample size as per sampling plan and identified the samples to be monitored (a single sampling plan has been applied to CPA 9948-P1-0004-CP1, 9948-P1-0023-CP1 to 9948-P1-0037-CP1 as detailed in section E.3 below)
  - Provided monitoring templates and training to the SDP for field monitoring
6. SDP recorded the following key parameters in a CPA Monitoring Record as per templates provided by CME /CPAI. Key monitored parameters were:
  - Operational Status of sampled WPS (in use / out of use)
  - Output Water Quality of sampled WPS units (Safe / unsafe)
  - Presence of safe public distribution network
7. The CME / CPAI, with support from external experts, checked and reviewed the monitoring data and calculated the emission reductions based on precision / reliability levels achieved for the monitored parameters prepared the monitoring report.

## 2. Sampling Approach

A single sampling plan has been carried out for CPA 9948-P1-0004-CP1, 9948-P1-0023-CP1 to 9948-P1-0037-CP1. For more detail, refer section E.3 below.

### B.2. Post-registration changes to PoA

#### B.2.1. Corrections

>>  
N/A

#### B.2.2. Inclusion of monitoring plan

>>  
N/A

#### B.2.3. Permanent changes to the registered monitoring plan, or permanent deviation of monitoring from the applied methodologies, standardized baselines, or other methodological regulatory documents

>>  
N/A

#### B.2.4. Changes to programme design

>>

Two changes to the programme design have been made to the registered PoA and approved prior to this monitoring period.

PRC request number	Approval Status	Date of Approval	Description
PRC-9948-002	Approved	03 Jul 17	Expansion of PoA Boundary to include Host Country Nigeria
PRC-9948-001	Approved	08 May 17	Expansion of PoA Boundary to include Host Country Kenya

#### B.2.5. Changes specific to afforestation or reforestation activities

>>  
N/A

## PART II Monitoring of CPAs

&gt;&gt;

This Monitoring report covers 16 CPAs in Kenya (from 9948-P1-0004-CP1, 9948-P1-0023-CP1 to 9948-P1-0037-CP1), as listed in section A.1.2. These 16 CPAs are deemed homogeneous due to the following:

1. Have the same project boundary/country (i.e. Kenya)
2. End users of the project technology/equipment have comparable socioeconomic conditions (institution)

Thus, these CPAs have been sub-grouped for monitoring purposes. The following sections of the monitoring report present information pertaining to these 16 CPAs only.

### SECTION C. Implementation of CPAs

#### C.1. Description of implemented CPAs


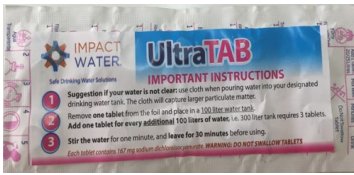

&gt;&gt;

##### a) Purpose of the specific-case CPA(s) and the measures taken for GHG emission reductions or net GHG removals by sinks –

**Purpose:** The CPAs involve installation / distribution of Chlorination based WPS (UltraFLO / UltraTAB) and Ultraviolet disinfection based WPS (Multi-barrier UV) for use by institutions in Kenya. The WPSs installed / distributed under the CPAs reduce dependency on the conventional water purification technique (i.e. boiling). Boiling water involves using non-renewable biomass (charcoal and fuelwood) based traditional cook stoves (unimproved) or fossil fuel (coal, kerosene) based stoves. Transition to the project WPSs reduces greenhouse gas emissions by avoidance of non-renewable / fossil fuel for boiling water in the baseline.

##### b) Description of the technology employed and installed equipment and/or infrastructure

The CPAs involve following three types WPS.

Description	UltraFlo	UltraTab	Multi-barrier UV
			
Size / Dimensions	Cartridge Length: ~12 cm Cartridge height: ~10 cm Cartridge circumference: ~22 cm	Strip size: ~13 cm X ~5.5 cm (10 tablets per strip)	System Height: ~44cm System Length: ~36 cm System Width: ~19 cm
Application	Piped water	Un-piped water	Piped water
Flow rate	20L/min	1 tablet treats 100 L	5-12 L/min
Capacity/lifespan	340,000 L / 5-year expiry	10,000 L / 5-year expiry	4,088,232 L
Fixed or Portable	Fixed	Portable	Fixed
Removal of E. Coli	99 (2-log)	99 (2-log)	99 (4-log)
Watts/Voltage	Not applicable	Not applicable	14

The distribution of units under the CPAs are as follows:

S.No.	CPA Reference No.	UltraFlo	UltraTab	Multi-barrier UV
1	9948-P1-0004-CP1	0	0	138

2	9948-P1-0023-CP1	284	0	0
3	9948-P1-0024-CP1	260	25	0
4	9948-P1-0025-CP1	171	114	0
5	9948-P1-0026-CP1	155	130	0
6	9948-P1-0027-CP1	261	24	0
7	9948-P1-0028-CP1	282	3	0
8	9948-P1-0029-CP1	177	108	0
9	9948-P1-0030-CP1	29	256	0
10	9948-P1-0031-CP1	16	269	0
11	9948-P1-0032-CP1	63	222	0
12	9948-P1-0033-CP1	101	184	0
13	9948-P1-0034-CP1	79	206	0
14	9948-P1-0035-CP1	133	152	0
15	9948-P1-0036-CP1	191	92	0
16	9948-P1-0037-CP1	175	107	0
<b>Total</b>		<b>2,377</b>	<b>1,892</b>	<b>138</b>

**c) Relevant dates for the specific-case CPA(s) (e.g. construction, commissioning, continued operation periods, etc.);**

S.No.	CPA Reference No.	Date of installation of first unit in the CPA	Crediting Period Start date
1	9948-P1-0004-CP1	03/06/2018	15/06/2017
2	9948-P1-0023-CP1	12/03/2018	18/11/2018
3	9948-P1-0024-CP1	15/06/2018	18/11/2018
4	9948-P1-0025-CP1	13/07/2018	18/11/2018
5	9948-P1-0026-CP1	15/08/2018	18/11/2018
6	9948-P1-0027-CP1	30/08/2018	18/11/2018
7	9948-P1-0028-CP1	27/09/2018	18/11/2018
8	9948-P1-0029-CP1	19/10/2018	18/11/2018
9	9948-P1-0030-CP1	09/01/2019	18/11/2018
10	9948-P1-0031-CP1	17/01/2019	18/11/2018
11	9948-P1-0032-CP1	24/01/2019	18/11/2018
12	9948-P1-0033-CP1	05/02/2019	18/11/2018
13	9948-P1-0034-CP1	19/02/2019	18/11/2018
14	9948-P1-0035-CP1	01/03/2019	18/11/2018
15	9948-P1-0036-CP1	19/03/2019	18/11/2018
16	9948-P1-0037-CP1	03/04/2019	18/11/2018

**d) Total GHG emission reductions or net GHG removals by sinks achieved in this monitoring period for the specific-case CPA(s), including information on how double counting is avoided**

Each of the installed systems have a unique ID to avoid double counting. This ID is also mentioned in the Salesforce (the data management system in the PoA) along with the name, address, location and contact details of the institution / institution where the system is installed/distributed. This ensures that each WPS unit can be uniquely identified and double counting is avoided.

Serial No.	CPA Reference No.	Emission Reductions tCO <sub>2</sub> e <sup>13</sup>
1	9948-P1-0004-CP1	10,267

<sup>13</sup> The CERs for the period 23/05/2017 to 22/05/2018 are being claimed in accordance with para 228(b)(i) of PS for PoA version 2.0 considering baseline emissions as 0 for this period. The project emissions on the other hand are being considered for the entire two-year monitoring period (23/05/2017 – 22/05/2019) as a conservative measure. All monitoring data/results specified in the monitoring report thus pertain to the period 23/05/2018 – 22/05/2019. Accordingly, the confidence / precision of 95/10, for annual monitoring, has been applied for sub-grouped CPAs in line with registered PoA-DD / CPADDs.

2	9948-P1-0023-CP1	6,962
3	9948-P1-0024-CP1	7,478
4	9948-P1-0025-CP1	7,138
5	9948-P1-0026-CP1	7,144
6	9948-P1-0027-CP1	8,591
7	9948-P1-0028-CP1	10,198
8	9948-P1-0029-CP1	6,555
9	9948-P1-0030-CP1	3,634
10	9948-P1-0031-CP1	3,359
11	9948-P1-0032-CP1	3,778
12	9948-P1-0033-CP1	4,325
13	9948-P1-0034-CP1	3,999
14	9948-P1-0035-CP1	2,841
15	9948-P1-0036-CP1	2,647
16	9948-P1-0037-CP1	1,121
<b>Total</b>		<b>90,037</b>

## C.2. Location of CPAs

>>

The CPA covers the geographical boundary of Kenya. Kenya lies between 5.03° to -4.65° north latitude and between 34.03° to 41.9° east longitude and has a land area of 581,309 sq. km. The map of Kenya, for reference purpose, is as follows:



## C.3. Post-registration changes to CPAs

### C.3.1. Temporary deviations from the monitoring plans in the included CPA-DDs, applied methodologies, standardized baselines or other methodological regulatory documents

>>

The following temporary deviation is applied:

Applicability of temporary deviation: 23/05/2017 – 22/05/2018,

Nature of temporary deviation: partial monitoring data available to calculate baseline emissions



Description: In line with para 228(b)(i) of PS for PoA version 2.0, the baseline emissions for aforesaid period (23/05/2017-22/05/2018) are considered as 0.

### C.3.2. Corrections

>>  
N/A

### C.3.3. Changes to the start date of the crediting period

>>  
N/A

### C.3.4. Inclusion of monitoring plan

>>  
N/A

### C.3.5. Permanent changes to the included monitoring plans, or permanent deviation of monitoring from the applied methodologies, standardized baselines, or other methodological regulatory documents

>>  
N/A

### C.3.6. Changes to project design

>>  
N/A

### C.3.7. Changes specific to afforestation or reforestation CPA

>>  
N/A

## SECTION D. Description of monitoring system of CPAs

>>

The monitoring system under the CPAs involve following elements to ensure that the CME has unbiased, accurate and reliable monitoring information for the purposes of ex-post ER calculations.

**1.Total Sales Record:** The total sales record documents information of the WPS (UltraFLO / UltraTAB / Multi-barrier UV) implemented in the beneficiary institution. The total sales record is kept electronically with supporting evidence in form of paper records and/or SMS tracking records. The Total Sales Record contains information related to WPS system, including the following, but not limited to:

- a) Type of system (UltraFLO / UltraTAB / Multi-barrier UV)
- b) Unique serial number of the units installed / distributed
- c) Date of installation / distribution
- d) Address and details of institute and contact detail (if available) of representative
- e) Type of Institute (Boarding / Non-boarding)
- f) Institute population count (number of students(people) / staff in boarding / non-boarding category)

**2.Other performance parameters:** The other monitoring parameters are determined via ex-post monitoring surveys on sampling basis or using published literature/data/national reports etc. as detailed in section E.2 and E.3 below.

**SECTION E. Data and parameters****E.1. Data and parameters fixed ex ante**

<b>Data/Parameter</b>	Case1 or Case 2
Unit	-
Description	Case 1 or Case 2: Project activities implemented in rural or urban areas of countries with proportion of rural or urban population using an improved drinking-water source equal to or less than 60 % (Case1) or above 60% (Case2).
Source of data	Registered CPA-DD, page 12
Value(s) applied	Case 1
Choice of data or measurement methods and procedures	Established ex-ante in the registered CPA-DDs
Purpose of data/parameter	Calculation of baseline emissions
Additional comments	-

<b>Data/Parameter</b>	WH
Unit	KJ/L.°C
Description	Specific Heat of Water
Source of data	AMS-III.AV Version 4
Value(s) applied	4.186
Choice of data or measurement methods and procedures	Default Value from methodology
Purpose of data/parameter	Calculation of baseline emissions
Additional comments	-

<b>Data/Parameter</b>	T <sub>f</sub>
Unit	°C
Description	Final Temperature
Source of data	AMS-III.AV Version 4
Value(s) applied	100
Choice of data or measurement methods and procedures	Default Value from methodology
Purpose of data/parameter	Calculation of baseline emissions
Additional comments	-

<b>Data/Parameter</b>	T <sub>i</sub>
Unit	°C
Description	Initial Temperature
Source of data	AMS-III.AV Version 4
Value(s) applied	20
Choice of data or measurement methods and procedures	Default Value from methodology
Purpose of data/parameter	Calculation of baseline emissions
Additional comments	-

<b>Data/Parameter</b>	WHE
-----------------------	-----

Unit	KJ/L
Description	Latent Heat of Water Evaporation
Source of data	Default value from AMS-III.AV Version 4
Value(s) applied	2,260
Choice of data or measurement methods and procedures	-
Purpose of data/parameter	Calculation of baseline emissions
Additional comments	-

<b>Data/Parameter</b>	L
Unit	-
Description	Leakage
Source of data	AMS-I.E. Version 5
Value(s) applied	0.95
Choice of data or measurement methods and procedures	Default Value from methodology
Purpose of data/parameter	Calculation of leakage emissions
Additional comments	-

<b>Data/Parameter</b>	$R_{y,i}$
Unit	Liters / person / day
Description	Average volume of drinking water per person per day
Source of data	WHO Minimum water quantity needed for domestic use in emergencies.
Value(s) applied	3.5 (for boarding schools, prisons) and 2 (for day schools). Refer ER calculator for details
Choice of data or measurement methods and procedures	Fixed ex-ante in the registered PoA-DD / CPA-DDs
Purpose of data/parameter	Calculation of baseline emissions
Additional comment	$N_{y,i}$ multiplied by $R_{y,i}$ shall not exceed the maximum output of the technology

<b>Data/Parameter</b>	$EF_{EL,j,y}$
Unit	tCO <sub>2</sub> /MWh
Description	Emission factor for electricity generation for source j in year y (tCO <sub>2</sub> /MWh)
Source of data	As per the "Tool Baseline, project and/or leakage emissions from electricity consumption and monitoring of electricity generation"
Value(s) applied	1.3

Choice of data or measurement methods and procedures	<p>Default value from the “Tool Baseline, project and/or leakage emissions from electricity consumption and monitoring of electricity generation”</p> <p><b>Scenario A: Electricity system</b></p> <p>In this case, project participants may choose among the following options:</p> <p>Option A1: Calculate the combined margin emission factor of the applicable electricity system, using the procedures in the latest approved version of the Tool to calculate the emission factor for an electricity system (<math>EF_{EL,j/k/l,y} = EF_{grid,CM,y}</math>).</p> <p>Option A2: Use the following conservative default values:</p> <p>A value of 1.3 tCO<sub>2</sub>/MWh if</p> <p>(a) Scenario A applies only to project and/or leakage electricity consumption sources but not to baseline electricity consumption sources; or</p> <p>(b) Scenario A applies to both baseline and project (and/or leakage) electricity consumption sources; and the electricity consumption of the project and leakage from sources is greater than the electricity consumption of the baseline sources.</p> <p>Option A2 will be used.</p>
Purpose of data/parameter	To calculate project emissions
Additional comments	To be considered only in the case the water purification device consumes electricity

<b>Data/Parameter</b>	<b><math>TDL_{j,y}</math></b>
Unit	Fraction
Description	Average technical transmission and distribution losses for providing electricity to source j in year y
Source of data	As per the “Tool : Baseline, project and/or leakage emissions from electricity consumption and monitoring of electricity generation”
Value(s) applied	20%
Choice of data or measurement methods and procedures	Default value from the “Tool: Baseline, project and/or leakage emissions from electricity consumption and monitoring of electricity generation”
Purpose of data/parameter	To calculate project emissions
Additional comments	To be considered only in the case the water purification device consumes electricity.

## E.2. Data and parameters monitored

<b>Data/Parameter</b>	<b>QPW<sub>y</sub></b>
Unit	Litres/yr
Description	Quantity of purified water in year y (litres)
Measured/calculated/default	Calculated
Source of data	Project sales database and sampling surveys
Value(s) of monitored parameter	428,980,857
Monitoring equipment	-
Measuring/reading/recording frequency	Annually
Calculation method (if applicable)	<p>Calculated through Equation (1.a)</p> <p>For Case 1:</p> $QPW_y = \sum (T_{y,i} \times N_{y,i} \times R_{y,i} \times 365 \times \text{Water Quality}_i \times \text{Operational Units}_i)$
QA/QC procedures	-
Purpose of data/parameter	Calculation of baseline emissions
Additional comments	-

Data/Parameter	$\eta_{wb}$	
Unit	Fraction	
Description	Efficiency of water boiling system being replaced	
Measured/calculated/default	Calculated using the default value as per AMS-III.AV combined with national or regional data	
Source of data	Default values as per AMS-III.AV ver.4.0 combined with GACC - Kenya Market Assessment - Sector Mapping by GVEP International, 2012, page 47 and Biomass fuel market study, by EU-Nakuru County Sanitation Programme and Turnaround Africa Limited, 2016, page 17	
Value(s) of monitored parameter	0.12	
Monitoring equipment	-	
Measuring/reading/recording frequency	Countinously	
Calculation method (if applicable)	The efficiency of baseline water boiling systems used by target population	
	Baseline Water Boiling System	Default Efficiency Value as per AMS.III.AV
	Unimproved biomass burning stove (UBBS)	0.1
	Other biomass burning stove (OBBS)	0.2
	Fossil fuel stove (FFS)	0.5
	The type of baseline water boiling systems used by target population	
	Baseline Water Boiling System	Percentage
	Unimproved biomass burning stove (UBBS)	95.0
	Other biomass burning stove (OBBS)	0.0
	Fossil fuel stove (FFS)	5.0
Biomass fuel market study, by EU-Nakuru County Sanitation Programme and Turnaround Africa Limited, 2016, page 17 mentions % schools in Kenya using wood fuel.		
GACC - Kenya Market Assessment - Sector Mapping by GVEP International, 2012, page 47 mentions % institutions in Kenya relying on three stone fire.		
$\eta_{wb} = [ \text{Default efficiency of UBBS}=0.1 ] * [ \% \text{ of UBBS users} ] + [ \text{Default efficiency of OBBS}=0.2 ] * [ \% \text{ of OBBS users} ] + [ \text{Default efficiency of FFS}=0.5 ] * [ \% \text{ of FFS users} ]$		
Thus, $\eta_{wb} = 0.1* 95\% + 0.2 * 0\% + 0.5 * 5\% = 0.12$		
QA/QC procedures	-	
Purpose of data/parameter	Calculation of baseline emissions	
Additional comments	-	

<b>Data/Parameter</b>	$T_{y,i}$
Unit	Number
Description	Total distributed water purification systems
Measured/calculated/default	Measured
Source of data	Project Sales database

Value(s) of monitored parameter	4,407 UltraFLO: 2,377 UltraTAB: 1,892 Multi-barrier UV: 138
Monitoring equipment	-
Measuring/reading/recording frequency	Continuously
Calculation method (if applicable)	The total number of units by technology type and date deployed in each specific CPA is tracked in the in the Project Database.)
QA/QC procedures	Project Sales Database is cross-checked with paper records to ensure transparent and robust data.
Purpose of data/parameter	Calculation of baseline emissions
Additional comments	In case of Ultra tabs, parameter $T_{y,i}$ is the number of institutions where UltraTABS are being supplied. Thus, each school receiving Ultra tab will be counted as one unit, for the purpose of determining $T_{y,i}$  Thus, number of institutions supplied with UltraTABS and total number of UltraTABS supplied to each of these institutions is monitored.

<b>Data/Parameter</b>	$N_{y,i}$
Unit	Persons/equipment
Description	The average population serviced by water purification systems
Measured/calculated/default	Measured
Source of data	Project Sales database
Value(s) of monitored parameter	444
Monitoring equipment	-
Measuring/reading/recording frequency	Continuously
Calculation method (if applicable)	At the time of installation/distribution, the number of people using the unit is recorded in the sales receipt (PO / delivery note).
QA/QC procedures	$N_{y,i}$ multiplied by $R_{y,i}$ shall not exceed the maximum output of the unit [per unit].
Purpose of data/parameter	Calculation of baseline emissions
Additional comments	-

<b>Data/Parameter</b>	Water Quality <sub>i</sub>
Unit	Proportion
Description	Water quality measurement
Measured/calculated/default	Measured
Source of data	Sampling surveys
Value(s) of monitored parameter	0.92
Monitoring equipment	Aquagenix testing kits
Measuring/reading/recording frequency	Annually
Calculation method (if applicable)	Aquagenix testing kits were used to monitor E.Coli as the indicator organism to test the quality of water
QA/QC procedures	Monitoring staff with prior experience of testing water quality was used

Purpose of data/parameter	Calculation of baseline emissions
Additional comments	-

<b>Data/Parameter</b>	Operational Units <sub>i</sub>
Unit	Percentage
Description	Percent of the monitoring period in which the units are in use
Measured/calculated/default	Measured
Source of data	Sampling surveys
Value(s) of monitored parameter	97.59%
Monitoring equipment	-
Measuring/reading/recording frequency	Once per verification
Calculation method (if applicable)	Sampling Survey has been done to determine the number of water purification system still in operation by field survey by a dedicated team
QA/QC procedures	Enumerators were trained to assess the use of system at the time of survey
Purpose of data/parameter	Calculation of baseline emissions
Additional comments	-

<b>Data/Parameter</b>	$f_{NRB,y}$
Unit	Fraction
Description	Fraction of woody biomass saved by the project activity in year, y, that can be established as non-renewable biomass using national or local statistics, survey results, studies, maps or other sources of information, such as remote-sensing data.
Measured/calculated/default	Calculated using the default value of $f_{NRB}$ from UNFCCC CDM Data combined with national or regional data
Source of data	Default value of $f_{NRB}$ from UNFCCC CDM Data <sup>14</sup> Biomass fuel market study, by EU-Nakuru County Sanitation Programme and Turnaround Africa Limited, 2016, page 17.
Value(s) of monitored parameter	0.924
Monitoring equipment	-
Measuring/reading/recording frequency	Continuously
Calculation method (if applicable)	Biomass fuel market study, by EU-Nakuru County Sanitation Programme and Turnaround Africa Limited, 2016, page 17 mentions % schools in Kenya using woodfuel as 95%. $f_{NRB,y} = [\text{Default } f_{NRB} \text{ value}] * [\% \text{ of users using NRB}] + [1.0] * [\% \text{ of users using fossil fuels}]$ Thus, $f_{NRB,y} = 0.92 * 95\% + 1.00 * 5\% = 0.924$
QA/QC procedures	-
Purpose of data/parameter	Calculation of baseline emissions
Additional comments	-

<sup>14</sup>[http://cdm.unfccc.int/Panels/ssc\\_wg/meetings/037/ssc\\_37\\_an14.pdf](http://cdm.unfccc.int/Panels/ssc_wg/meetings/037/ssc_37_an14.pdf)

<b>Data/Parameter</b>	EF <sub>projected_fossilfuel</sub>																									
Unit	tCO <sub>2</sub> /TJ																									
Description	Emission factor as per AMS-I.E. procedures when NRB is displaced or the emission factor of the fossil fuel substituted																									
Measured/calculated/default	Calculated using the default value of EF <sub>NRB</sub> from UNFCCC CDM combined with national or regional data																									
Source of data	AMS-I.E. as referenced by AMS-III.AV Version 4 for EF <sub>NRB</sub> and IPCC default values for fossil fuels Biomass fuel market study, by EU-Nakuru County Sanitation Programme and Turnaround Africa Limited, 2016, page 17																									
Value(s) of monitored parameter	80.33																									
Monitoring equipment	-																									
Measuring/reading/recording frequency	Continuously																									
Calculation method (if applicable)	<table border="1"> <thead> <tr> <th>Emission Factor for Baseline Fuels</th><th>Emission Factor</th><th>Source</th></tr> </thead> <tbody> <tr> <td>EF<sub>NRB</sub></td><td>81.60</td><td>AMS I.E</td></tr> <tr> <td>EF<sub>Naturalgas</sub></td><td>56.10</td><td>IPCC</td></tr> <tr> <td>EF<sub>Kerosene</sub></td><td>71.90</td><td>IPCC</td></tr> <tr> <td>EF<sub>LPG</sub></td><td>63.10</td><td>IPCC</td></tr> </tbody> </table> <p>Biomass fuel market study, by EU-Nakuru County Sanitation Programme and Turnaround Africa Limited, 2016, page 17 mentions % schools in Kenya using woodfuel as 95%.</p> <table border="1"> <thead> <tr> <th>Fuel Type</th><th>Percentage</th></tr> </thead> <tbody> <tr> <td>NRB</td><td>95.0</td></tr> <tr> <td>Fossil Fuel – Natural Gas</td><td>5.0</td></tr> <tr> <td>Fossil Fuel – Kerosene</td><td>0.0</td></tr> <tr> <td>Fossil Fuel – LPG</td><td>0.0</td></tr> </tbody> </table> <p>EF<sub>projected_fossilfuel</sub> = [EF<sub>NRB</sub>] * [% of users using NRB] + [EF<sub>Natural Gas</sub>] * [% of users using Natural Gas] + [EF<sub>Kerosene</sub>] * [% of users using Kerosene] + [EF<sub>LPG</sub>] * [% of users using LPG]</p> <p>To apply a conservative estimate of CERs, all fossil fuel used is assumed to be Natural Gas, as this fuel has the lowest emission factor.</p> <p>Thus, EF<sub>projected_fossilfuel</sub> = 81.6 * 95% + 56.1 * 5% = 80.33</p>	Emission Factor for Baseline Fuels	Emission Factor	Source	EF <sub>NRB</sub>	81.60	AMS I.E	EF <sub>Naturalgas</sub>	56.10	IPCC	EF <sub>Kerosene</sub>	71.90	IPCC	EF <sub>LPG</sub>	63.10	IPCC	Fuel Type	Percentage	NRB	95.0	Fossil Fuel – Natural Gas	5.0	Fossil Fuel – Kerosene	0.0	Fossil Fuel – LPG	0.0
Emission Factor for Baseline Fuels	Emission Factor	Source																								
EF <sub>NRB</sub>	81.60	AMS I.E																								
EF <sub>Naturalgas</sub>	56.10	IPCC																								
EF <sub>Kerosene</sub>	71.90	IPCC																								
EF <sub>LPG</sub>	63.10	IPCC																								
Fuel Type	Percentage																									
NRB	95.0																									
Fossil Fuel – Natural Gas	5.0																									
Fossil Fuel – Kerosene	0.0																									
Fossil Fuel – LPG	0.0																									
QA/QC procedures	-																									
Purpose of data/parameter	Calculation of baseline emissions																									
Additional comments	-																									

<b>Data/Parameter</b>	Existence of public distribution network of safe drinking water
Unit	Fraction
Description	Existence of public distribution network of safe drinking water in year y
Measured/calculated/default	Measured
Source of data	Sampling Surveys
Value(s) of monitored parameter	0
Monitoring equipment	-



Measuring/reading/recording frequency	Annually
Calculation method (if applicable)	Sampling Surveys were conducted to assess existence of public distribution network of safe drinking water
QA/QC procedures	-
Purpose of data/parameter	Calculation of baseline emissions
Additional comments	-

<b>Data/Parameter</b>	$EC_{pj,j,y}$
Unit	MWh/yr
Description	Quantity of electricity consumed by the project electricity consumption source j in year y
Measured/calculated/default	Calculated
Source of data	Manufacturers' specification
Value(s) of monitored parameter	0.1226 (Assuming a UV disinfection system with 14 watt capacity being used 24 hours a day for 365 days a year as conservative measure)
Monitoring equipment	-
Measuring/reading/recording frequency	Annually
Calculation method (if applicable)	As per the "Tool: Baseline, project and/or leakage emissions from electricity consumption and monitoring of electricity generation". Electricity Consumption may be directly monitored or Manufacturers' specifications may be used to calculate electricity consumed by assuming that the technology is operating 24 hours a day all year or applying manufacturers' specification to user reported operation hours
QA/QC procedures	If surveys are conducted annually, they will meet 90/10 confidence and precision, if they are conducted biennially, they will meet 95/10 confidence and precision.
Purpose of data/parameter	Calculation of project emissions
Additional comments	-

### E.3. Implementation of sampling plan

>>

A single sampling plan was carried out for CPAs 9948-P1-0004-CP1, 9948-P1-0023-CP1 to 9948-P1-0037-CP1 (covered in this monitoring report).

#### a) Description of implemented single sampling design

##### (i) Sampling Design

Due to the large number of WPS installed / distributed under these CPAs, it was not economically feasible to monitor each individual WPS unit distributed. Therefore, representative sampling-based monitoring approach was adopted as part of CPA-wide sampling plan. The sampling was therefore based on 95/10 confidence/precision levels:

##### (ii) Objectives and Reliability Requirements

The objective was to obtain an unbiased and reliable estimate of the proportion value of the following parameters over the course of the monitoring period, and with 95/10 confidence/precision for annual sampling across CPAs.

Sl. No.	Parameter	Description of parameter
1	Water Quality <sub>i</sub>	Water quality measurement of project WPS
2	Operational Units <sub>i</sub>	Monitoring to check the operational status of project WPS.
3	Existence of public	Existence of public distribution network of safe drinking water

	distribution network of safe drinking water	in year y
--	---	-----------

## (iii) Target Population

The target population for the parameters stated above are WPS Units installed / distributed in institutions and recorded in the project sales database.

## (iv) Sampling Frame:

The target population are WPS Units installed / distributed in institutions and recorded in the project sales database. The parameters for monitoring are homologous (i.e. implemented in institutions), hence a common sampling was followed for all the parameters monitored.

## (v) Sampling Method

The required sample sizes were derived using equation (1), (2), (3), (4) and (9) of Appendix 3 of the Guideline: Sampling and surveys for CDM project activities and programmes of activities, Version 04.0 for proportion-based parameter as follows:

$$n \geq \frac{z^2 * N * V}{(N-1) * precision^2 + z^2 * V}$$

Where,

n = number of WPS to be sampled

N = Total number of WPS in the population

z = Constant referring to level of confidence (1.96 for 95 % confidence)

Precision = Required precision (e.g. 10% = 0.1)

$$V = \frac{SD^2}{p^2}$$

Where:

$$SD^2 = \frac{\sum_{i=1}^k g_i * p_i * (1 - p_i)}{N}$$

$$\bar{p} = \frac{\sum_{i=1}^k g_i * p_i}{N}$$

Where,

g<sub>i</sub> = weight of strata i in the population

p<sub>i</sub> = expected proportion of strata i in the population

k = total number of strata in the population

Stratified Random Sampling was applied by dividing the population into three strata (UltraFLO, UltraTAB and Multi-barrier UV). The expected parameter values (proportion) were determined based on project developer's knowledge and experience as per para 12(b) and 12(c) of the "Standard: Sampling and surveys for CDM project activities and programmes of activities"

The CPA sub-group population was arranged chronologically for each stratum. The WPS were selected by randomly assigning, in corresponding stratum, a number to each WPS and sorting in increasing order from lower to higher number. Random numbers were generated using online random number generator for each stratum and the numbers obtained were used to identify the samples from the stratum population. A slightly higher number of samples were identified than that required to cover for outliers / non-response and ensure that the desired precision / confidence is achieved. The following tables demonstrate the same size determined:

Sample Size - Operational Units <sub>i</sub>			
Stove Model (Sampling Frame)	Total Sales (Sampling Frame Size)	expected operational proportion (SoF)	Calculated Sample Size (n)
UltraFlo	2377	0.95	17
Multi-barrier UV	138	0.95	2
UltraTab	1892	0.95	13
Sample size determination			
Estimated Operational Units <sub>i</sub> (p)			0.95
Estimated Standard Deviation of Operational Units <sub>i</sub> (SD)			0.218
$V = (SD/p)^2$			0.05
Sample Size required (Operational Units <sub>i</sub> )			30
Sample Size - Water Quality <sub>i</sub>			
WPS Type (Sampling Frame)	Total Sales	expected water quality	Calculated Sample Size (n)
UltraFLO	2377	0.95	17
Multi-barrier UV	138	0.95	2
UltraTAB	1892	0.95	13
Sample size determination			
Estimated Water Quality <sub>i</sub> (p)			0.95
Estimated Standard Deviation of Water Quality <sub>i</sub> (SD)			0.218
$V = (SD/p)^2$			0.05
Sample Size required (Water Quality <sub>i</sub> )			30
Sample Size - Safe water distribution network			
Stove Model (Sampling Frame)	Total Sales (Sampling Frame Size)	expected operational proportion (SoF)	Calculated Sample Size (n)
UltraFLO	2377	0.95	17
Multi-barrier UV	138	0.95	2
UltraTab	1892	0.95	13
Sample size determination			
Estimated SWDN (p)			0.95
Estimated Standard Deviation of SWDN (SD)			0.218
$V = (SD/p)^2$			0.05
Sample Size required (SWDN)			30

**b) Collected data (electronic spreadsheets may be attached and referenced)**

Data was collected by the Impact Water team. The team is well trained for the usage related surveys and water quality tests given prior experience of monitoring WPS devices. Surveyors visited the institute, did visual inspections and interviewed institution representatives to assess usage (operational status) and existence of safe drinking water public distribution network via a monitoring questionnaire. The Monitoring team also collected water samples for water quality testing using Aquagenix test kits. The monitoring (Surveys and Water Quality Tests) were conducted during 30-09-2019 to 23-10-2019.

**c) Analysis of the collected data**

Data obtained from the surveys / tests were used to estimate proportions values for the parameters described above. The values were then being factored into the emissions reduction calculations.

Sampling Constants	Values
Effective Monitoring period start date <sup>15</sup>	23-05-2018
Monitoring period end date	22-05-2019
Monitoring frequency (years)	1
Level of sampling	PoA
Confidence (%) (90 or 95)	95%
Margin of Error (%)	10%
Z value	1.96

Sl. No.	Parameter	value	Reliability / precision
1	Operational Units <sub>i</sub>	97.59%	achieved
2	Water Quality <sub>i</sub>	0.92	achieved
3	Existence of public distribution network of safe drinking water	0.00%	achieved

**d) Demonstration of whether the required confidence/precision has been met**

The following tables demonstrate the status of precision/confidence for each of the monitored parameters

<sup>15</sup> The PoA monitoring period is from 23/05/2017 – 22/05/2019 (both days inclusive). However, the CERs for the period 23/05/2017 to 22/05/2018 are being claimed in accordance with para 228(b)(i) of PS for PoA version 2.0 considering baseline emissions as 0 for this period. Thus, for sampling and monitoring purpose the effective monitoring period start date is considered as 23/05/2018.

Sample Size - Operational Units <sub>i</sub>			
Monitoring Results			
WPS Type (Sampling Frame)	Sampling frame size	Monitored Sample Size	Monitored Usage (%)
UltraFlo	2377	30	100.00%
Multi-barrier UV	138	12	91.67%
UltraTab	1892	20	95.00%
Reliability Check			
Samples Monitored			62
Monitored Operational Units <sub>i</sub> (p)			97.59%
Standard Error of Operational Units <sub>i</sub>			2.09%
Relative precision (Margin of error)			0.11%
Result			Ok, acceptable
Lower Bound confidence value			not applicable

Sample Size - Water Quality <sub>i</sub>			
Monitoring Results			
WPS Type (Sampling Frame)	Sampling frame size	Monitored Sample Size	Monitored Water Quality (%)
UltraFLO	2377	30	0.93
Multi-barrier UV	138	11	1.00
UltraTab	1892	19	0.89
Reliability Check			
Samples Monitored			60
Monitored Water Quality <sub>i</sub> (p)			0.92
Standard Error of Water Quality <sub>i</sub>			3.87%
Relative precision (Margin of error)			0.21%
Result			Ok, acceptable
Lower Bound confidence value			not applicable

Sample Size - Safe water distribution network			
Monitoring Results			
WPS Type (Sampling Frame)	Sampling frame size	Monitored Sample Size	Monitored SWDN (%)
UltraFlo	2377	30	0%
Multi-barrier UV	138	11	0%
UltraTab	1892	19	0%
Reliability Check			
Samples Monitored			60
Monitored SWDN (p)			0.00%
Standard Error of SWDN			0.00%
Relative precision (Margin of error)			#DIV/0!
Result			#DIV/0!
Lower Bound confidence value			#DIV/0!

**e) Demonstration of whether the samples were randomly selected and are representative of the population**

WPS were selected randomly from each stratum, after arranging them in chronological order by date of sale and assigning a serial number to each institute. Random numbers were used to identify the samples to be monitored. This approach ensured that the entire population had an equal chance of being selected, and hence samples picked are representative of the population.

**SECTION F. Calculation of emission reductions or net anthropogenic removals**

**F.1. Calculation of baseline emissions or baseline net removals**

>>

Emission reductions are calculated as follows<sup>16</sup>:

<sup>16</sup> The example calculation pertains to CPA 9948-P1-0004-CP1 only. Please refer ER Calculator (tab 'ERs Summary') for calculation for each CPA.

**Step 1:** Calculate the quantity of purified water in year y ( $QPW_y$ )

Equation (1.a)

$QPW_y$	$QPW_y = \sum (T_{y,i} \times N_{y,i} \times R_{y,i} \times 365 \times \text{Water Quality}_i \times \text{Operational Units}_i)$ $= 138 \times 444 \times 2.45 \times 365 \times 0.92 \times 0.9759$ $= 49,143,040 \text{ L.}$
---------	---

$QPW_y$	Quantity of purified water for drinking for all technologies type i in year y (Liters)
$T_{y,i}$	Total distributed water purification systems (number)
$N_{y,i}$	The average population serviced by water purification systems (person/equipment)
$R_{y,i}$	Average volume of drinking water per person per day (Liters/person/day)
$\text{Water Quality}_i$	Percent of units that meet water quality requirements
$\text{Operational Units}_i$	Percent of the monitoring period in which the units are in use

**Step 2:** Calculate the specific energy consumption [SEC] required to boil one litre of water.

Equation (2)

SEC	$= [WH \times (T_f - T_i) + 0.01 \times WHE] / n_{wb}$ $= [4.186 \times (100 - 20) + 0.01 \times 2260] / 0.12$ $= 2,979 \text{ kJ/L.}$
-----	--

Where

WH	Specific heat of water (kJ/L °C)
$T_f$	Final temperature (°C)
$T_i$	Initial temperature of water (°C)
WHE	Latent heat of water evaporation (kJ/L)
$n_{wb}$	Efficiency of water boiling system being replaced (fraction)

**Step 3:** Calculate baseline emissions. Equation (1)

$BE_y$	$= QPW_y \times SEC \times f_{NRB,y} \times EF_{\text{projected\_fossilfuel}} \times 10^{-9}$ $= 49,143,040 \times 2979 \times 0.924 \times 80.33 \times 10^{-9}$ $= 10,865 \text{ tCO}_2\text{e}$
--------	--

Where,

$BE_y$	Baseline emissions during the year y in (tCO <sub>2</sub> e)
$QPW_y$	Quantity of purified water in year y (Liters/yr).
SEC	Specific energy consumption required to boil one litre of water (kJ/L)
$f_{NRB,y}$	Fraction of woody biomass used in the absence of the project activity in year y that can be established as non-renewable. For biomass, the default values of $f_{NRB}$ shall be used from EB67. A survey, national, or regional data is conducted to determine the mix of fuels (% of biomass, % of other fuels) used in the baseline. If a mixture of biomass and other fuels (e.g. fossil fuels) are used, a weighted average renewability factor shall be applied.
$EF_{projected\_fossilfuel}$	Emission factor when NRB is displaced or the emission factor of the fossil fuel substituted Default emission factors from AMS-I.E as referenced in AMS-III.AV version 4 and IPCC shall be used. A survey, national, or regional data is conducted to determine the mix of fuels (% of biomass, % of other fuels) used in the baseline. If a mixture of woody biomass and fossil fuels are used in the absence of the project activity a weighted average value shall be applied, as described in parameter box in section E.2

## F.2. Calculation of project emissions or actual net removals

>>

$PE_y = 0$ , for type 2 CPAs

For type 3 CPA

$PE_y$	$= PE_y = T_{y,i} \times EC_{PJ,j,y} \times EF_{EL,j,y} \times (1 + TDL_{j,y})$ $= 138 \times 0.1226 \times 1.30 \times (1 + 0.20) \times 2^{17}$ $= 54 \text{ tCO}_2\text{e}$
--------	--

## F.3. Calculation of leakage emissions

>>

Leakage has been calculated using a default 95% leakage adjustment factor to baseline emissions.

$L_y$	$= BE_y \times (1 - 0.95)$ $= 10,865 \times (1 - 0.95)$ $= 544 \text{ tCO}_2\text{e}$
-------	---

$L_y$	Leakage emission during the year y in (tCO <sub>2</sub> e)
$BE_y$	Baseline emissions during the year y in (tCO <sub>2</sub> e)

## F.4. Calculation of emission reductions or net anthropogenic removals

CPA UNFCCC reference number	Baseline GHG emissions or baseline net GHG removals (t CO <sub>2</sub> e)	Project GHG emissions or actual net GHG removals (t CO <sub>2</sub> e)	Leakage GHG emissions (t CO <sub>2</sub> e)	GHG emission reductions or net anthropogenic GHG removals (t CO <sub>2</sub> e)		
				Before 01/01/2013	From 01/01/2013	Total amount
9948-P1-0004-CP1	10,865	54	544	0	10,267	10,267

<sup>17</sup> Project emissions calculated for entire two year monitoring period, as a conservative measure.

**CDM-PoA-MR-FORM**

9948-P1-0023-CP1	7,329	-	367	0	6,962	6,962
9948-P1-0024-CP1	7,872	-	394	0	7,478	7,478
9948-P1-0025-CP1	7,514	-	376	0	7,138	7,138
9948-P1-0026-CP1	7,521	-	377	0	7,144	7,144
9948-P1-0027-CP1	9,044	-	453	0	8,591	8,591
9948-P1-0028-CP1	10,735	-	537	0	10,198	10,198
9948-P1-0029-CP1	6,901	-	346	0	6,555	6,555
9948-P1-0030-CP1	3,826	-	192	0	3,634	3,634
9948-P1-0031-CP1	3,536	-	177	0	3,359	3,359
9948-P1-0032-CP1	3,977	-	199	0	3,778	3,778
9948-P1-0033-CP1	4,553	-	228	0	4,325	4,325
9948-P1-0034-CP1	4,210	-	211	0	3,999	3,999
9948-P1-0035-CP1	2,991	-	150	0	2,841	2,841
9948-P1-0036-CP1	2,787	-	140	0	2,647	2,647
9948-P1-0037-CP1	1,180	-	59	0	1,121	1,121
<b>Total</b>	<b>94,841</b>	<b>54</b>	<b>4,750</b>	<b>0</b>	<b>90,037</b>	<b>90,037</b>

**F.5. Comparison of emission reductions or net anthropogenic removals achieved with estimates in the included CPA-DDs**

CPA UNFCCC reference number	Amount achieved during this monitoring period (t CO <sub>2</sub> e)	Amount estimated ex ante for this monitoring period in the CPA-DD (t CO <sub>2</sub> e)
9948-P1-0004-CP1	10,267	16,277
9948-P1-0023-CP1	6,962	30,262
9948-P1-0024-CP1	7,478	30,262
9948-P1-0025-CP1	7,138	30,262
9948-P1-0026-CP1	7,144	30,262
9948-P1-0027-CP1	8,591	30,262
9948-P1-0028-CP1	10,198	30,262
9948-P1-0029-CP1	6,555	30,262
9948-P1-0030-CP1	3,634	30,262
9948-P1-0031-CP1	3,359	30,262
9948-P1-0032-CP1	3,778	30,262
9948-P1-0033-CP1	4,325	30,262
9948-P1-0034-CP1	3,999	30,262
9948-P1-0035-CP1	2,841	30,262
9948-P1-0036-CP1	2,647	30,262
9948-P1-0037-CP1	1,121	30,262
<b>Total</b>	<b>90,037</b>	<b>470,207</b>

**F.5.1. Explanation of calculation of “amount estimated ex ante for this monitoring period in the CPA-DD”**

>>

The ex-ante estimate for the monitoring period has been calculated as follows:

For CPA 9948-P1-0004-CP1



= Ex-ante ER as per CPA-DD \* effective duration of monitoring period / number of days in a year  
 =  $8,610^{18} * (40/365^{19}) + 17,221^{20} * (325/365^{21})$   
 = 16,277 tco<sub>2</sub>e

For CPA 9948-P1-0023-CP1 to CPA 9948-P1-0037-CP1

= Ex-ante ER as per CPA-DD \* effective duration of monitoring period / number of days in a year  
 =  $59,387^{22} * (186/365^{23})$   
 = 30,262 tco<sub>2</sub>e

**F.6. Remarks on increase in achieved emission reductions**

>>

N/A

**F.7. Remarks on scale of small-scale CPAs**

>>

The emission reductions are lower than the ex-ante estimates substantiating that the CPAs are below the limit of type III category (60,000 tCO<sub>2</sub> per annum).

---

<sup>18</sup> Ex-ante ER for year 1 as per CPA-DD (Section D.6.4)

<sup>19</sup> Number of monitoring days in Year 1 = Days(01-07-2018,23-05-2018)+1 = 40, Total Number of days in Year 1 = 365

<sup>20</sup> Ex-ante ER for year 2 as per CPA-DD (Section D.6.4)

<sup>21</sup> Number of monitoring days in Year 2 = Days(22-05-2019,02-07-2018)+1 = 325, Total Number of days in year 2 = 365

<sup>22</sup> Ex-ante ER for year 1 as per CPA-DD (Section B.4.4)

<sup>23</sup> Number of monitoring days in Year 1 = Days(22-05-2019,18-11-2018)+1 = 186, Total Number of days in Year 1 = 365

## Appendix 1: Contact information (Additional)

Entity responsible for completing the CDM-PoA-MR-FORM	
Organization name	Climate Secure India Private Limited
Street/P.O. Box	Club Road
Building	Pragati Apartments
City	West Delhi
State/Region	Delhi
Postcode	110063
Country	India
E-mail	<a href="mailto:info@climate-secure.com">info@climate-secure.com</a>
Website	<a href="http://www.climate-secure.com">www.climate-secure.com</a>
Contact Person	Rohit Lohia

- - - - -

## Document information

Version	Date	Description
03.0	31 May 2019	Revision to: <ul style="list-style-type: none"> <li>Ensure consistency with version 02.0 of the “CDM project standard for programmes of activities” (CDM-EB93-A07-STAN);</li> <li>Add a section on remarks on the observance of the scale limit of small-scale CPAs during the crediting periods;</li> <li>Add "changes specific to afforestation or reforestation activities/CPA" as a possible post-registration changes;</li> <li>Clarify the reporting of net anthropogenic GHG removals for A/R PoAs between two commitment periods;</li> <li>Make structural and editorial improvements.</li> </ul>
02.0	7 June 2017	Revision to: <ul style="list-style-type: none"> <li>Ensure consistency with version 01.0 of the “CDM project standard for programmes of activities” (CDM-EB93-A07-STAN);</li> <li>Make editorial improvements.</li> </ul>
01.0	1 April 2015	Initial publication.
Decision Class: Regulatory Document Type: Form Business Function: Issuance Keywords: monitoring report, programme of activities		